



PRODUCT CATALOGUE

EXPORT 2022/23



POSCH is always by your side



POSCH Austria Headquarters / Production

POSCH Gesellschaft m.b.H. **T** +43 34 52 / 82 954
 Paul-Anton-Keller-Straße 40 **F** +43 34 52 / 82 954-53
 8430 Leibnitz **E** export@posch.com
 Austria www.posch.com



POSCH Germany Subsidiary

POSCH Gesellschaft m.b.H. **T** +49 87 42 / 20 81
 Preysingallee 19 **F** +49 87 42 / 20 83
 84149 Velden/Vils **E** velden@posch.com
 Germany www.posch.com

Valid from 01 November 2022.

All former price lists and additional price sheets become invalid upon publication of this list. Please specify the article number and the name of a product when placing an order. All information about technical data, dimensions, pictures of the machines and changes of safety-related standards are subject to further development and are consequently not binding for the delivery in every case. When machines and spare parts are exchanged, the return delivery must be freight cost paid. Custom-made products cannot be returned.

Please note: If individual parts supplied as standard equipment (e.g. V-belt pulleys, etc.) are returned, only 50% of the spare part price can be credited. Requirement: Parts are deemed to be like new and they are delivered carriage-free to the works in Leibnitz (Austria) or the branch establishment in Velden/Vils (Germany). All rights reserved. Reprinting – also of extracts – only permissible with the approval of POSCH.
 © 2022 by POSCH. Printing and typesetting errors excepted.



PEFC Certified

This product is from sustainably managed forests and controlled sources

www.pefc.co.uk

02 POSCH

Real power. Real performance.

06 Wood splitters

SpaltAxt
Page 8

Oscar & Polly
Page 18

SplitMaster
Page 24

HydroCombi
Page 34

AutoSplit
Page 52



60 **Paldu** Wood splitters & log saws

Log splitter
Page 62

Tilting saw
Page 66

Tilting saw with conveyor belt
Page 67



68 Log saws

Tilting saw
Page 74

Chip extraction
Page 79

Roller-bench saw
Page 80

UniCut
Page 84

Tilting saw with conveyor belt
From page 94

EasyCut
Page 102

SmartCut
Page 106



110 Firewood processor

SpaltFix S-375
Page 120

SpaltFix K-415
Page 124

SpaltFix Multi & Vario
→ www.posch.com/en/SpaltFix



130 Billet handling

Conveyor belts
Page 134

Bundling device
Page 136

PackFix
Page 138

Log series
Page 143

LogPack
Page 146



150 Shredder

ProfiHäcksler
Page 154

HackBlitz
Page 155



156 Post peeler

Debarking machine
Page 160

SchälProfi
Page 161



167 Social Media



REAL POWER. REAL PERFORMANCE.

For more than 70 years we have been building devices that make hard work easier. With patented and unique solutions you cannot find anywhere else. Find out for yourself: You can recognise POSCH machines by more power, speed and convenience in comparison with other equipment.





Accompanied by great expectations.

POSCH stands for premium quality

Improved splitting and cutting is the challenge we accept. The development of simple, fast and safe work processes is our passion. And the development of great machines with a long service life is our declared goal.

With its machines, POSCH fulfils a wide range of different requirements. We are the ideal partner for your project, covering everything from wood production for your personal requirements to professional timber processing lines. Something that all our machines have in common is that they do not leave anything to be desired as far as performance, operation, safety and stability of value are concerned. Our third-generation family-owned enterprise stands for

As a leading manufacturer in professional firewood processing, we are under a major obligation: Each of our units fulfils our extremely exacting quality requirements regarding workmanship and performance.

reliability and durability and consistently relies on quality from Austria. For this reason, the development and production departments consistently work on the improvement of our machinery under a single roof in Leibnitz. Naturally, you can convince yourself of that at any time. On our test site, you can check all our product highlights thoroughly. And if you need a new part after heavy use over many years, we will quickly provide you with the suitable part even after 20 or more years.

Leading the way with ongoing further development and premium quality

Our machines take their strength from the power of innovation

One of the most advanced production sites for machinery for firewood processing is located in Leibnitz in Southern Styria.

If Ferdinand Posch, the legendary founder of the company, walked through the shops today, he would probably not recognise his legacy right away. The trained toolmaker and exceptionally gifted innovator laid the foundation of the success story of POSCH in his parents-in-law's laundry room based on his skilfulness. With his son Heinz-Peter Posch, a far-reaching professionalising process was introduced to the company in 1967. Over the decades, his inventions enabled the

As we are in close contact with the innumerable users all over Europe and beyond, they keep sending us suggestions for new products they would like to buy.

proving measures have enabled POSCH to conquer all European countries from its headquarters in Leibnitz. Timber as a natural, constantly regrowing source of energy keeps gaining in importance. The comprehensive range of products has continuously been expanded by further machines, such as the private user range for high demands and the new developments in the special and industrial machinery segment. When Heinz-Peter Posch resigned as general manager in the year 2004,



Over 170 dedicated employees ensure premium quality from development to service.

company to become an industry leader. The first mechanical wood splitter in the year 1972 was the starting signal for the specialisation of POSCH in the field of firewood processing. A passionate quest for efficiency still characterises product developments today. The automation of processing has priority, and the first SpaltFix for cutting, splitting and loading in one operational step was developed in the year 1985. And new standards were set for the production processes as well. Two years later, the first welding robot was set up in the factory halls. The introduction of the dip painting facility and the first laser cutting facility set new standards for POSCH and the machines for firewood production. These quality-im-



Our experienced welders, qualified according to DIN, ensure the highest quality of the welded structures every day.

the company was the number one in Europe in the field of firewood processing. Under the management of Petra and Johann Tinnacher, the expansion of the portfolio and the improvement of the existing products have priority. The PackFix system and many other intelligent solutions for professional billet handling have been developed in this period of time. A number of sensational patents – such as the Fixomatic system – were integrated in the products as a standard. The new 4,000 m² production hall and the commissioning of the powder coating facility in 2013 rang in a new era of premium quality, reliability and value stability. This stability and reliability pervade every area of our corporate culture.



Quality control and fine correction with the manual addition to the automatic powder coating facility.

170 highly qualified employees have been working for POSCH for many years. Their commitment and their passion make sure that each individual machine is of premium quality. Their open ears and experience with customers constantly contribute to the improvement of our products. And they can all rightly be a little proud when a newly developed product goes into series production and is met with enthusiasm. POSCH is well-equipped for the future, and we can achieve more together. A

Through our close contact with innumerable users all over Europe and beyond, we are constantly getting suggestions for new developments they would like to have.

Europe-wide network of stable and long-standing distribution partners brings us closer to our customers. Even today, over 80% of our machines are

exported, with an upward trend. We are working intensely on the realisation of new innovations that make the processing of firewood even more efficient. And we also

focus on improving our products to make sure that each POSCH unit is particularly durable thus resulting in more satisfied customers.



Precise final assembly of a SpaltFix S-375 done by hand passes every assembly inspection.



The production hall with modern powder coating facility ensures long-lasting protection for every single machine part.



Splitting with real power

With a POSCH log splitter, you can process firewood quickly, efficiently and conveniently.

The right unit for each application. This covers the range from high-quality machines for private customers to the coveted HydroCombi and the SplitMaster for professional processing. They all have got in common a great quality and determination for performance that demonstrate pure power, cubic metre by cubic metre.



SpaltAxt

The powerhouse for short timber
see page 14



Oscar

The little brother of our wood splitter Polly
see page 22



Polly

Splitting machine with one-hand operation
see page 23



SplitMaster

The horizontal splitter for professional applications
see page 28



HydroCombi

The vertical splitter for professional applications
see page 38



AutoSplit

The automatic kindling machine
see page 56

SpaltAxt – The versatile short log splitter

Powerful



8 t

Splitting power max.

Sturdy



130 kg


Weight min.

Fast




8 | 46 cm/s

Splitting speed | Return speed max.




Deals with every task in next to no time

The helpful features of SpaltAxt at a glance



1 Secure wood fixation system

Using the timber retaining tip (standard on SpaltAxt 8 / 10), even thin or obliquely cut wood can be fixated and split with ease. Standard on the SpaltAxt 6, an automated timber fixation system on the 2-hand controls provides comfortable and safe splitting.



2 Comfortable and ergonomic

Additional, hinged shelves on both sides of the splitting table guarantee simple and safe working conditions – even with more than one person. The work table is at an ergonomically correct height.



3 Sturdy and durable design

With its compact design and its high-quality components, the SpaltAxt is almost indestructible. Should you need a spare part after all, Posch will supply you with the right components even 20 years after you purchased your machine or later.



4 Working faster

The splitting stroke of the SpaltAxt can be adjusted without tools and so lets you do your work particularly fast. Your SpaltAxt always only returns to the set log length and is ready for action again immediately afterwards.



5 Easier transportation

Use your SpaltAxt precisely where you need it. The large solid rubber wheels with a diameter of 30 cm and the third support wheel make it easy to transport it by hand. A three-point linkage for transportation by tractor is optionally available.



6 You can count on the turbo

SpaltAxt is also available as a turbo model with increased splitting speed. Its motor is particularly quiet. SpaltAxt 10 also excels with its increased splitting force reserve and the 30% longer splitting wedge for the splitting of logs up to 40 cm in diameter.



Watch the SpaltAxt in action at:

www.posch.com/en/spaltaxt

The ideal short-timber splitter for every application

Split timber everywhere with SpaltAxt

The sturdy and durable short-timber splitter for all applications produces firewood for the whole winter in a short period of time.



The right way to store firewood

Without soil contact and well-ventilated under a well-ventilated cover in the sun, the freshly split timber quickly attains the desired water content of less than 20 percent.

When producing firewood for your personal use or producing medium volumes, you need a timber splitter that is compact and robust and does its job for a reasonable price.

The SpaltAxt is such a trusty piece of equipment that deals with all tasks. With the large solid rubber wheels, the third support wheel or the three-point linkage, it can be transported to the work site with ease. Despite its compact design, it fulfils all requirements of private households and farms and demonstrates its great power during use.

Assure yourself of the excellent running smoothness and the low noise level of SpaltAxt Turbo.

Geared to your individual needs, the SpaltAxt is available with different drive types and designs that enable you to split timber quickly and effortlessly. The timber retaining tip (standard on SpaltAxt 8 and 10) and the 2-hand safety control unit ensure smooth operation that can be controlled safely and effortlessly by everyone. Standard on the SpaltAxt 6, the automated timber fixation system provides comfortable and safe splitting. everyone.

Fast, safe and convenient splitting

The SpaltAxt is the ideal unit for medium volumes of firewood. It splits short logs up to 50 cm in length at an ergonomically correct work height and ensures a fast work pace with its tried-and-tested technology. The additional wood shelves on both sides of the splitting table further increase working comfort. The low-noise hydraulic system works smoothly during continuous operation as well, the push-on splitting knife with rollers (from SpaltAxt 8 onwards) ensures a faster splitting process. The timber springs open quickly, the rollers prevent the billets from jamming during the return movement.

High-performance splitter with higher speed and longer splitting wedge

With the turbo model (from SpaltAxt 8 onwards), you do not only profit from a higher splitting speed and return movement speed, but also an extraordinary running smoothness. You will come to appreciate the quiet mode of operation immediately when you hear your SpaltAxt glide through the wood quietly and vigorously and when it can be used again afterwards as soon as possible.

SpaltAxt 10 scores points with its splitting force reserves and the 30% longer splitting knife. It guarantees the effortless splitting of the odd log with higher diameters of up to 40 cm.

Optional accessory equipment for your SpaltAxt


The wheel set of pneumatic-tired wheels and the three-point linkage for transportation with a tractor make transportation easier.



SpaltAxt 10 comes with a 26-cm splitting knife that allows for the processing of even greater wood diameters (up to 40 cm).



The SpaltAxt 6's automated timber fixation system allows for comfortable and safe splitting.



Wood pieces to be split, but also already split logs can be comfortably placed on the wood shelves on both sides of the machine.

Find the right unit for the fast production of firewood

Overview of short-timber splitters

- Splitting power 5–8 t
- Billet length 55 cm max.
- Cylinder stroke max. 54 cm
- Solid rubber wheels ø 25–30 cm



400V



SpaltAxt 6 E-motor

SpaltAxt 6

The sturdy entry-level model for short timber.

SpaltAxt	6
Splitting power max. t	6
Billet length max. cm	55
Cylinder stroke max. cm	54
Splitting knife length cm	20
Weight min/max kg	130/140
Transportation	Solid rubber wheels ø 25 cm & support wheel ø 20 cm
Drive types	⚡ E-motor ⚙️ petrol
Special equipment	○ Special knife with rollers
Technical details	→ from page 14

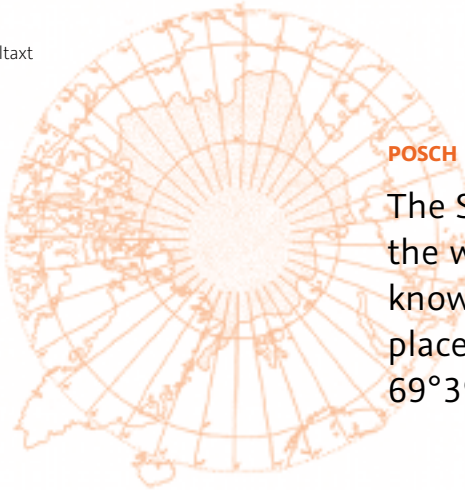
230V
400V

SpaltAxt 8 PZG-E5,5

SpaltAxt 8

The short-timber splitter with more power.

SpaltAxt	8
Splitting power max. t	7.2
Billet length max. cm	55
Cylinder stroke max. cm	54
Splitting knife length cm	20
Weight min/max kg	142/255
Transportation	Solid rubber wheels ø 30 cm & support wheel ø 20 cm
Drive types	⚡ E-motor ⚙️ Tractor / tractor hydraulics ⚡⚙️ combination ⚙️ petrol
Special equipment	○ Special knife with rollers ○ Turbo model ○ Wheel set ø 40 cm
Technical details	→ from page 15



POSCH – HardFact

The SpaltAxt is popular in the whole wide world. To our knowledge, the northernmost place where one of them is used is 69°39'36" on the Arctic Circle.



400V



SpaltAxt 10 ES,5 Turbo

SpaltAxt 10

The short log splitter with more power and longer splitting wedge.

SpaltAxt	10
Splitting power max. t	8
Billet length max. cm	55
Cylinder stroke max. cm	54
Splitting knife length cm	26
Weight min/max kg	175/220
Transport	Solid rubber wheels ø 30 cm & support wheel ø 20 cm
Drive types	E-motor Tractor / tractor hydraulics combination petrol
Special equipment	Special knife with rollers Turbo model Wheel set ø 40 cm
Technical details	→ from page 16

Useful accessory equipment for each SpaltAxt



Three-point hitch incl. transport handle

An optional three-point hitch for tractor transport is available for machines with e-motor (not possible for petrol engine) (image shows transport position).



Special wedge with rollers

Thanks to the special wedge, the log splits easily and it prevents the split logs from getting caught when reversing.



Set of pneumatic-tired wheels for easier transportation

Pneumatic tire wheels with a diameter of 40 cm make the SpaltAxt even more mobile.


SpaltAxt 6

The sturdy entry-level model for short timber.

- **Max. billet length** 55 cm
- **Cylinder stroke** 54 cm
- **Splitting knife length** 20 cm
- **Tank capacity** 4 l hydraulic oil
- **Transportation** Solid rubber wheels ø 25 cm & support wheel ø 20 cm
- **Adjustable splitting stroke**
- **Two wood supports**
- **Automated timber fixation system** on 2-hand controls
- **Standard with E-drive:**
Motor circuit breaker, phase inverter
- **Special equipment:** Special knife with rollers
- **Construction according to latest standard EN 609-1**



SpaltAxt 6 E-Motor



SpaltAxt 6

Sturdy firewood splitter for short logs.

Article no.	Type	Drive	Max. punching speed cm/s Splitting speed step 1/2 return speed		Splitting power t	Weight kg
M6153N	E3-400 ^①	3 kW E-motor 400V, S6, CEE 16A	5	31	6	~ 130
M6151N	E3-230 ^②	3 kW E-motor 230V, S6	5	26	5	~ 136
M6154N	B3,4 ^③	3.4 kW Honda 4-stroke petrol engine (Honda)	4	20	6	~ 140

Accessory equipment SpaltAxt 6

Article no.	Name
F0001654	Attachable special knife with rollers

Special knife with rollers



The push-on special knife with rollers saves energy during splitting. The timber opens up quickly and the rollers on the splitting knife prevent the split timber from getting stuck during the return movement.

Article no. F0001654 (SpaltAxt 6), F0002544 (SpaltAxt 8), F0002546 (SpaltAxt 10 Special)

- ① Tractor drive: universal shaft required, three-point linkage cat. I+II
- ② Tractor drive: three-point linkage cat. I+II
- ③ E-drive: with motor circuit breaker and phase inverter
- ④ E-drive: with motor circuit breaker

SpaltAxt 8

The short-timber splitter with more power.

- **Max. billet length** 55 cm
- **Cylinder stroke** 54 cm
- **Splitting knife length** 20 cm
- **Tank capacity** 5 l hydraulic oil
- **Transportation** Solid rubber wheels ø 30 cm & support wheel ø 20 cm
- **Adjustable splitting stroke**
- **Two wood supports**
- **Integrated timber retaining tip**
- **Standard with E-drive:**
Motor circuit breaker, phase inverter
- **Special equipment:** Special knife with rollers, turbo model, wheel set ø 40 cm
- **Construction according to latest standard EN 609-1**



SpaltAxt 8
E5.5 Turbo (transport position)

SpaltAxt 8 E-motor with optional
three-point hitch, incl. transport handle
(standard on Z and ZE).

230V
400V

SPLITTING

SpaltAxt 8

Powerful and sturdy firewood splitter for short logs.

Article no.	Type	Drive	Max. punching speed cm/s Forward movement stage 1/2 return movement		Splitting power t	Weight kg
M6140N	E5,5-400 Turbo ③	5.5 kW E-motor 400V, S6, CEE 16A	7	41	7,2	~ 156
M6142N	E3-400 ③	3 kW E-motor 400V, S6, CEE 16A	5	31	7,2	~ 142
M6141N	E3-230 ④	3 kW E-motor 230V, S6	5	26	6	~ 146
M6162N	PS Turbo ②	Tractor hydraulics, size 3 hydraulic sleeve for forward and return movement required. Complete with connection tubes and hydraulic plug. Non-pressurised return movement necessary! Max. delivery rate of pump: 16 l/min.	7	41	7,2	~ 220
M6166N	PZG Turbo ①	Tractor PTO shaft, max. PTO speed 430 rpm	8	46	7,2	~ 170
M6167N	PZG-E5,5 Turbo ① ③	• Tractor PTO shaft, max. PTO speed 430 rpm • 5.5 kW E-motor 400V, S6, CEE 16A	8 7	46 41	7,2	~ 255
M6168N	B4,1	4.1 kW 4-stroke petrol engine (B&S), consumption: 0.5-0.8 l/h, tank capacity: 1.1 l	5	31	7,2	~ 144

Accessory equipment SpaltAxt 8

Article no.	Name
F0002544	Special knives with rollers, to slide on, see photos on pages 13 / 14
F0002581	Set of wheels, ø 40 cm, pneumatic tires, see photo on page 13
F0004278	Three-point linkage cat. I+II for machines with E-drive, not possible with petrol engines
F0003443	Retrofitting kit for additional support wheel matching previous model: SpaltAxt 8, SpaltAxt 8 petrol engine, SpaltAxt 10 (item no. M6140, M6142, M6141, M6145, M6147, M6146, M6168, M6175 or M6172)
Z2000635	Walterscheid W-Line universal shaft
F0002179	Hour counter for machines with E-drive
F0001806	Hour counter for machines with PTO drive, includes rpm display
F0001482	Hour counter for machines with petrol engine

SpaltAxt 10

400 V   

The short log splitter with more power and longer splitting wedge.

- **Max. billet length** 55 cm
- **Cylinder stroke** 54 cm
- **Splitting knife length** 26 cm
- **Tank capacity** 7 l hydraulic oil
- **Transportation** Solid rubber wheels ø 30 cm & support wheel ø 20 cm
- **Adjustable splitting stroke**
- **Integrated timber retaining tip**
- **Standard with E-drive:**
Motor circuit breaker, phase inverter
- **Special equipment:** Special knife with rollers, turbo model, wheel set ø 40 cm
- **Construction according to latest standard EN 609-1**



SpaltAxt 10 Special
E 5.5 turbo (working position)

SpaltAxt 10

The short log splitter with more power and longer splitting wedge.

Article no.	Type	Drive	Max. punching speed cm/s Forward movement stage 1/2 return movement		Splitting power t	Weight kg
M6175N	E5,5-400 Turbo ③	5.5 kW E-motor 400V, S6, CEE 16A	7	28	8	~ 194
M6172N	E3-400 ③	3 kW E-motor 400V, S6, CEE 16A	5	21	8	~ 180
M6171N	PS Turbo ②	Tractor hydraulics, size 3 hydraulic sleeve for forward and return movement required. Complete with connection tubes and hydraulic plug. Non-pressurised return movement necessary! Max. delivery rate of pump: 16 l/min.	7	28	8	~ 197
M6176N	PZG Turbo ①	PTO shaft, power consumption 5 kW, oil pump permanently installed, recommended PTO shaft speed 430 rpm.	8	32	8	~ 210
M6177N	PZG-E5,5 Turbo ① ③	· Tractor PTO shaft, power consumption 5 kW, fixed oil pump, recommended PTO speed 430 rpm · 5.5 kW E-motor 400V, S6, CEE 16A	8 7	32 28	8 8	~ 246
M6179N	B9,7 Turbo	9.7 kW 4-stroke petrol engine (B&S), consumption: 1.0-1.3 l/h, tank capacity: 2.1 l	7	28	8	~ 212

① Tractor drive: universal shaft required, three-point linkage cat. I+II

② Tractor drive: three-point linkage cat. I+II

③ E-drive: with motor circuit breaker and phase inverter

Accessory equipment SpaltAxt 10

Article no.	Name
F0002546	Special knives with rollers, to slide on, see photo on page 14
F0002581	Set of wheels, Ø 40 cm, pneumatic tires, see photo on page 13
F0004278	Three-point linkage for machines with E-drive, not possible with petrol engines
F0003443	Retrofitting kit for additional support wheel matching previous model: SpaltAxt 8, SpaltAxt 8 petrol engine, SpaltAxt 10 (item no. M6140, M6142, M6141, M6145, M6147, M6146, M6168, M6175 or M6172)
F0004377	Retrofitting kit for additional support wheel matching previous model: SpaltAxt 10 with petrol engine (item no. M6179)
Z2000636	Walterscheid W-Line universal shaft
F0002179	Hour counter for machines with E-drive
F0001806	Hour counter for machines with PTO drive, includes rpm display
F0001482	Hour counter for machines with petrol engine



Watch the
SpaltAxt in
action at:

[www.posch.com/en/
spaltaxt](http://www.posch.com/en/spaltaxt)

Easy log fixation



Safe splitting is possible due to the convenient log-fixation feature

SpaltAxt with petrol engine



The short log splitter is available in various drive versions, for instance with a petrol engine.
Article no. M6179N

Easier transportation



The large solid-rubber wheels with diameter 30 cm and the additional third supporting wheel ensures easy manual transportation.

Oscar

Powerful




8 t max. splitting power

Large



30 cm

Log diameter max.



Oscar (E3-400-R) with a 2-way splitting wedge as standard

Oscar & Polly

What makes our short log splitters so unique?

1 Safe one-hand operation



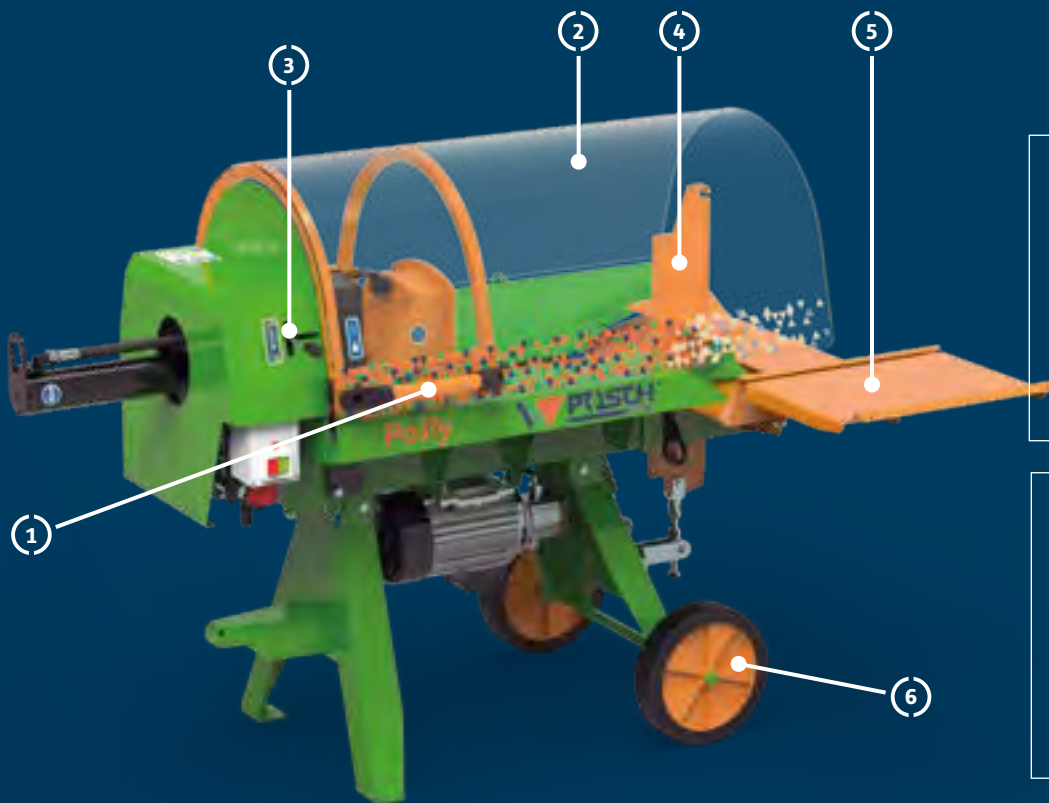
Close the flap and start splitting! The splitting process starts automatically once you close the protective polycarbonate enclosure – no second work step required, no 2-hand operation. You have a clear view of the splitting channel and your hands free to prepare the next log.

2 Protective polycarbonate enclosure



Innovative, unique – and protects what we love: You and all people working with you! The polycarbonate enclosure is transparent and robust and allows you to keep an eye on everything!

Polly^{OS}



Powerful



8 t max. splitting power

Large



40 cm

Log diameter max.

Polly (E5,5-R) with standard 4-way splitting wedge

3 Adjustable splitting stroke for short logs



Adjust the splitting stroke to the desired billet length – with one step and entirely without the need for tools. Saves time as the stamp no longer fully retracts.

5 Comfortable wood storage table



After the splitting process, you can park the billets on the large wood storage table. If you need even more space, you can opt for the “large” version with even larger table and additional shelf on the operator side.

4 Simple wedge change



The splitting wedge can be changed without tools in seconds.

Polly: The splitting wedge is height adjustable – for centred splitting, even with varying diameters. You receive uniform billets.

6 Ready for work anywhere



Oscar can be moved manually via its manual chassis and two solid rubber wheels.

Polly: The transport aid (see picture) is standard.



Polly (E5,5-R) with 6-way splitting wedge and "large" wood storage table

Watch Oscar & Polly
in action at:
[www.posch.com/en/
log-splitter](http://www.posch.com/en/log-splitter)

The splitting machine that can be safely operated with one hand.

Oscar & Polly – horizontal splitters for firewood and kindling

Split your short logs with a whopping 8 tons of splitting force and handy single hand operation!

Polly makes all wishes come true

Our powerful Polly splitting machine with its 8 tons of splitting force is equipped with a hydraulic, height adjustable 4-way splitting wedge as standard. This allows for centred splitting depending on log diameter – resulting in uniform billets. Optionally it can be equipped with a 2-, 3- or 6-way wedge. Additionally, Polly is available with different drive types such as electric, petrol engine or PTO shaft.

Flexible work with chassis

Optionally our Polly is available with a three-point linkage or PKW- tractor- chassis – for flexible deployments away from home and farm. As standard, Polly comes with manual chassis and transport aid.



The road chassis (item no. SBL) serves to effortlessly move Polly around.

Want something even more compact? Oscar is your guy!

Oscar, Polly's little brother

Oscar gets right to the point: Simple operation, combined with compact dimensions. That's no reason to hide, though: Depending on the model, it offers 5, 6 or 8 tons of splitting force for logs with a diameter of up to 30 cm and length of 50 cm. If you like it even more practical: optionally, you can get a reversible 4-way splitting wedge for 4 billets per splitting stroke.

Quick and safe working

Regardless of whether you want to turn your logs into firewood using Oscar or Polly: You always work safely and every splitting process is performed effortlessly. You initiate the splitting process with a single hand and thanks to the transparent polycarbonate cover, you have an eye on everything, while your hands are protected!



Simple firewood production with the standard 2-way splitting wedge with optional additional shelf (F0005685).



Via its manual chassis, Oscar can be effortlessly transported to the work site.



Oscar: The optional 4-way reversible splitting wedge can be used on both sides for various diameter logs.



Want more speed?

Oscar is also available in a Turbo version (article no. M6860NR) with massive feed speeds. As a nice side effect, it's also quieter. A larger e-motor with 5.5 kW and larger hydraulic pump that runs at lower speeds makes that possible.



The powerful 5.5 kW e-motor in detail. Here you can also see the parking device for the splitting wedge on the back.

Oscar

► Autospeed

400V 

The splitting machine that can be safely operated with one hand

- **Splitting force** 5, 6 or 8 t
- **Log diameter** up to 30 cm
- **Billet length** max. 50 cm
- **Cylinder stroke** max. 54 cm
- **Adjustable splitting stroke**
- **1 hand comfort controls** with independent return stroke
- **Splitting wedge** 2-way as standard
(4-way reversible splitting wedge optional)
- **Tank capacity** 7.5l hydraulic fluid
- **Transport** solid rubber wheels ø 30 cm (transport aid optional)
- **Special equipment** large wood storage table



Oscar E5.5-400-R with "large" wood storage table and 4-way reversible splitting wedge

Oscar

Select the right debarking machine based on drive type. Construction according to standard EN 609-1.

Article no.	Type	Drive	Max. punching speed cm/s		Splitting force t	Weight kg
			Supply step 1/2	return speed		
M6860NR	E5,5-400-R ^①	5.5-kW E-motor 400V, S6, CEE 16A	8/22	13	8	~ 180
M6790NR	E3-400-R ^①	3-kW E-motor 400V, S6, CEE 16A	6/12	13	6	~ 164
M6791NR	E3-230-R ^②	3-kW E-motor 230V, S6	5/10	11	5	~ 160

Optional equipment & chassis

Only possible with initial equipment, incl. installation

Article no.	Name
L (SO1427)	Surcharge for Large wood storage table, operator side (630 x 565 mm) incl. additional shelf (380 x 220 mm) to easily post-process logs (item no. F0004685)

Accessories

More power and user-friendliness for woodwork

Article no.	Name
F0002179	Hour counter for machines with E-drive
F0004686	Transport aid for effortless machine transport
F0004709	4-way reversible slide-on splitting wedge (can be attached in 2 positions)
F0004685	Operator side additional shelf (380 x 220 cm) for effortless post-processing of logs

"Large" wood storage table



For even easier billet storage. Log halves are within comfortable reach and can be post-processed if required. Article no. L

Reverse splitting cross



For 4 billets per work process – incl. handy parking position on back.
Item no. F0004709

Transport aid



With our transport aid, you can get Oscar to his work site even more easily!
Item no. F0004686

① E-drive: with motor circuit breaker and phase inverter ② E-drive with motor circuit breaker

Polly

► Autospeed

The splitting machine with safe 1-hand operation.

- **Splitting power** 8 t
- **Log diameter** up to 40 cm
- **Billet length** max. 50 cm
- **Cylinder stroke** max. 54 cm
- **Adjustable splitting stroke**
- **1 hand comfort controls** with independent return stroke
- **Splitting wedge** 4-way wedge as standard, hydraulically adjustable (optionally with 2-, 3- or 6-way wedge)
- **Tank capacity** 15l hydraulic fluid
- **Transport** solid Ø 30 cm rubber wheels and transport aid
- **Optional equipment** large wood storage table, three-point linkage, chassis, lifting device



400 V

Polly E5, 5-R with 4-way-splitting knife as standard with optional lifting device

SPLITTING

Polly

Select the right debarking machine based on drive type. Construction according to standard EN 609-1.

Article no.	Type	Drive	Max. punching speed cm/s Supply step 1/2 return speed		Splitting power t	Weight kg
M2350NR	E5.5-R ②	5.5-kW E-motor 400V, S6, CEE 16 A	7/17	12	8	~ 286
M2352NR	PZG-R ①	Tractor PTO shaft, power required max. 7 kW, PTO shaft speed 430 rpm, oil pump with a max. output of 18 l/min., permanently installed	8/19	14	8	~ 296
M2354NR	PZGE5.5-R ②	• PTO shaft, PTO shaft speed 430 rpm • 5.5-kW E-motor 400V, S6, CEE 16 A	• 8/19 • 7/17	• 14 • 12	8	~ 335
M2356NR	B9,7-R	9.7-kW petrol engine, 13 hp (B&S), fuel consumption 2.0-2.5 l/h, tank capacity 8.5 l	8/18	13	8	~ 308

Special equipment & chassis

Only possible with initial equipment, incl. installation

Article no.	Name
D (SO1306)	Surcharge for three-point hitch Cat. I + II (for machines with electric drive, standard on M2352NR, M2354NR)
L (SO1307)	Surcharge for "large" (865x765 mm) wood storage table incl. additional shelf 505x350 mm) to easily post-process logs (article no. F0004611)
T (SO1308)	Surcharge for Polly tractor chassis, max. 6/10 km/h, unbraked, not approved for use on public roads, only on private properties (e.g. lumberyard). Ball-head hitch, no lights
SBL (SO1309)	Surcharge for street chassis 80 km/h, parking brake, ball hitch max. tongue weight 75 kg, max. permissible weight: 600 kg
HL (SO1445)	Surcharge for hydraulic log lifting device incl. "large" wood storage table (dimensions: 865x765 mm) (can not be retrofitted or combined with article No. SBL).

NEW

Accessory equipment

More power and user-friendliness for woodwork

Article no.	Name
Z2000635	Walterscheid W-Line universal joint shaft
F0001812	2-way splitting wedge (Ø 0–40 cm)*
F0001660	3-way splitting wedge (Ø 10–40 cm)*
F0002663	4-way splitting wedge (Ø 0–35 cm)*, standard
F0001661	6-way splitting knife (Ø 10–40 cm)* (See image below)
F0003307	Hour counter for machines with E-drive
F0001806	Hour counter for machines with Z-drive, with speed display
F0001482	Hour counter for machines with petrol engine
F0004611	Additional shelf (operator side 505x350 mm) for effortless post-processing of logs

* log diameter for centred splitting

① Tractor drive: Universal joint shaft required, three-point linkage cat. I + II

② E-drive: with motor circuit breaker and phase inverter

SplitMaster – the horizontal splitter for professional applications

Powerful



55 t

Splitting power max.

Large



267 cm

Billet length max.

Fast



19 | 45 cm/s

Splitting speed | Return speed max.

More power for every work step

The innovative
features of the
SplitMaster
provide
powerful
support

1

No more back pain from work thanks to optimised lifting device and wood storage tray



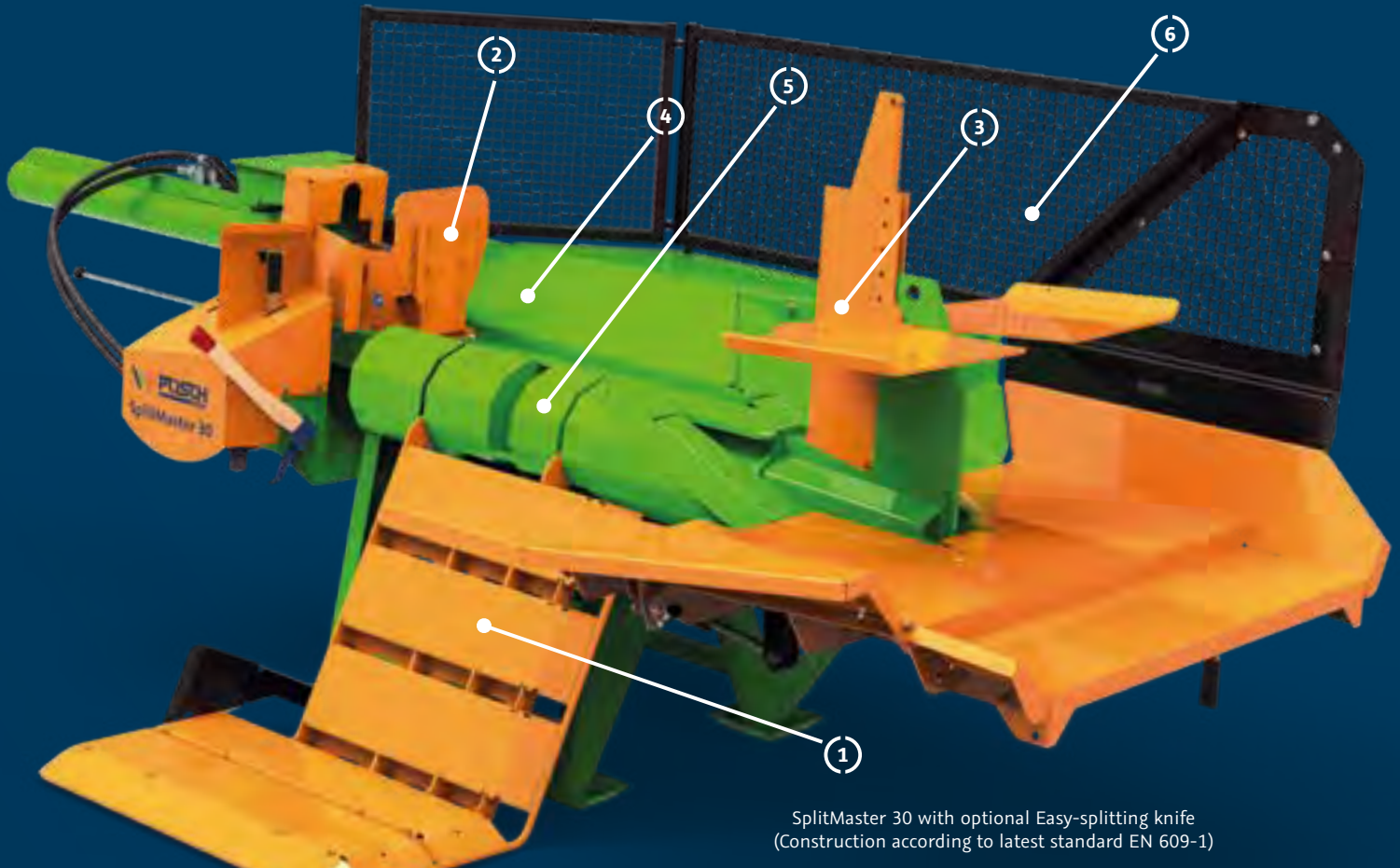
The hydraulic log lifting device makes child's play of bringing heavy logs in splitting position. The new bevelled log support facilitates the splitting of larger logs and makes woodworking particularly efficient. Then you can continue working effortlessly thanks to the ergonomic operating height of the wood support table.

2

Precise guiding of the pressure piece up to the splitting knife



The sturdy pressure piece is pushed against the splitting knife with full force. This effortlessly splits even fibrous or knotty wood all the way through. A precise guide extends the service life.



3 Hydraulic splitting knife adjustment and Easy-splitting knife



With the hydraulic splitting knife adjustment, you can adjust the splitting tool to the log diameter with ease. It guarantees beautiful billets split in the middle and low wood waste. The optional Easy-splitting knife (image) makes pulling back larger billets for the next splitting process much easier.

5 Change from transport to work position without tools



The compact design and the sophisticated transport position enable you to get to remote forest areas as well. Your SplitMaster is ready for action just a few minutes after arrival.

4 Optimised hydraulic system for safe continuous operation



The professional hydraulic system with large grey cast iron pump ensures a fast splitting cycle even at a low PTO speed (image shows product with optional oil cooler).

6 Safety package for multi-person operation



The standard safety package (comprising three grids, grid attachment, wider log support and safety valve) makes sure that several people can work on the machine without any risks and hazards.



Experience our
SplitMaster in action at:
www.posch.com/en/splitmaster

Awesome power for longer billets

The professional horizontal splitter is even better now

The new features make the SplitMaster 26 and 30 an even more powerful helper for large volumes of wood now.

The new upgrades let you work even more quickly and more comfortably. The bevelled log support and a lifting device with a narrower design make subsequent splitting and operation easier. Optional features such as rope winch and central lubrication, make woodwork easier over the long term. Thanks to the storage option on the machine for 4, 6 and 8 knives, the right tool is always at hand.

**The universal SplitMaster:
on a chassis for mobile use or as a
speed/TURBO model for highest
hourly outputs**

SplitMaster 26 and 30 are equipped with the safety package which is mandatory since June 2018, thus meeting the latest EN 609-1 standard. It guarantees that several people can now work on the machine at the same time.

Get the perfect SplitMaster for every requirement. The following double page contains a model overview.

Equipment options to make your SplitMaster even better

Faster wood supply thanks to new rope winch

The optional rope winch helps you process even very large logs quickly and in an energy-efficient manner. The higher feed point ensures a better integration of the winch into the operational concept, and it is handy because it can be folded for transportation. Gripper and logging spike for optimum log handling are available.

Central lubrication – a comfortable and clean solution

On request, the manual central lubrication system can be extended by an integrated lubrication device. It ensures that your SplitMaster is always optimally and efficiently maintained.



The optional rope winch helps you process even very large logs with ease.



Integrated lubrication device with hand pump (optional).



Standard safety package

All horizontal splitters manufactured from June 2018 meet EN 609-1 as standard: The safety package (comprising three grids, grid attachment, wider log support and hydraulic adjustment) makes sure that several people can work on the machine without any risks and hazards.

The safety package can be retrofitted on older models.

Get the perfect SplitMaster for every requirement




Speed model

Greater speed for powerful splitting
→ see page 30



on longitudinal chassis

Longitudinal chassis for larger radius of action
→ see page 32



Turbo model

TURBO model for maximum hourly throughput
→ see page 33

The right SplitMaster for large volumes of timber


The powerful endurance splitter

- Splitting power 26-30 t
- Max. billet length 125 cm
- Cylinder stroke max. 130 cm
- Max. 8 billets/cycle



400 V

▶ Autospeed



SplitMaster 30 with optional rope winch and Easy splitting knife

SplitMaster 26

The professional log splitter with log lifting device and high hourly output.

SplitMaster	26
Splitting power max. t	26
Punch advance	✓ Autospeed
Billet length max. cm	125
Cylinder stroke max. cm	130
Max. billets/ cycle	8
Drive types	Tractor E-motor combination
Transport	Three-point linkage
Special equipment	Easy splitting knife – energy-efficient working Winch
Technical details	→ from page 30

SplitMaster 30

The professional horizontal splitter with maximum power for longer billets.

SplitMaster	30
Splitting power max. t	30
Punch advance	✓ Autospeed
Billet length max. cm	125
Cylinder stroke max. cm	130
Max. billets/ cycle	8
Drive types	Tractor E-motor combination
Transport	Three-point linkage
Special equipment	Easy splitting knife – energy-efficient working Winch
Technical details	→ from page 30

Useful accessory equipment for every SplitMaster

Even easier splitting of firewood with the Easy splitting knife

When logs are pressed through the Easy splitting knife, the bottom logs already have the optimum size for storage and further processing. You can easily pull the large billets on the top support back in front of the splitting knife by means of the included one-hand lumber pick. This is the most convenient, ergonomic and efficient way to process firewood.



400 V

For more photos of SplitMaster, go online to:
www.posch.com/en/splitmaster

► Autospeed



SplitMaster 30 with tractor chassis

SplitMaster 26/30 longitudinal chassis

The professional horizontal splitter with longitudinal tractor chassis for mobile applications.

SplitMaster	26 / 30	30 TURBO
Splitting power max. t	26 oder 30	30
Punch advance	✓ Autospeed	✓ Autospeed
Billet length max. cm	125	125
Cylinder stroke max. cm	130	130
Max. billets/cycle	8	8
Drive types	Tractor E-motor combination	Tractor E-motor combination
Transportation	Chassis	
Special equipment	Easy splitting knife – energy-efficient working Winch	Easy splitting knife – energy-efficient working Winch
Technical details	→ from page 32	



Equipped with the safety package

Obligatory since June 2018: SplitMaster 26 and 30 are equipped with the safety package according to EN 609-1 as standard. It comprises three grids, grid attachment, wider log support and hydraulic adjustment and makes sure that several people can work on the machine without any risks and hazards. The safety package can be retrofitted on older models.

SplitMaster 26/30

Unbeatable for large volumes of timber and long-term performance.

- **Punch advance** Autospeed as standard
- **Max. billet length** 125 cm
- **Cylinder stroke** 130 cm
- **Max. billets/cycle** 8 pcs.
- **Splitting knife for 4 parts** as standard (optional Easy splitting knife)
- **Transportation** Three-point linkage
- **adjustable splitting stroke**
- **hydraulic splitting knife adjustment**
- **Special equipment** winch manual or radio-controlled
- **Construction according to EN 609-1**



SplitMaster 30 with 4-blade knife in working position

SplitMaster 26/30

The powerful professional horizontal splitter for longer billets.

Article no.	Type	Drive	Advance speed max. cm/s	Return speed max. cm/s	Splitting power t	Weight kg
M8450NSG	PZG ^① SPEED	tractor PTO shaft, power consumption 28 kW at 300-480 rpm, built-in oil pump with max. capacity 64 l/min	• 15 • 33	28	26	~ 1,284
M8455NSG	E7,5D ^② SPEED	7.5 kW e-motor 400V, S6, CEE 16A, dual-stage pump	• 10 • 22	19	26	~ 1,306
M8460NSG	E15D ^② SPEED	15 kW e-motor 400V, S6, CEE 32A, dual-stage pump	• 11 • 23	20	26	~ 1,280
M8465NSG	PZG-E7,5D ^{①②} SPEED	• Tractor PTO shaft • 7.5 kW e-motor 400V, S6, CEE 16A, dual-stage pump	• 33 • 22	• 28 • 19	26	~ 1,341
M8470NSG	PZG-E15D ^{①②} SPEED	• Tractor PTO shaft • 15 kW e-motor 400V, S6, CEE 32A, 15/dual-stage pump	• 33 • 23	• 28 • 20	26	~ 1,380
M8450NG	PZG ^①	Tractor PTO shaft, power consumption 28 kW at 300-480 rpm, built-in oil pump with max. capacity 64 l/min	• 13 • 25	26	30	~ 1,280
M8455NG	E7,5D ^②	7.5 kW e-motor 400V, S6, CEE 16A, dual-stage pump	• 8 • 16	16	30	~ 1,238
M8460NG	E15D ^②	15 kW e-motor 400V, S6, CEE 32A, dual-stage pump	• 9 • 18	18	30	~ 1,280
M8465NG	PZG-E7,5D ^{①②}	• Tractor PTO shaft • 7.5 kW e-motor 400V, S6, CEE 16A, dual-stage pump	• 25 • 16	• 26 • 16	30	~ 1,341
M8470NG	PZG-E15D ^{①②}	• Tractor PTO shaft • 15 kW e-motor 400V, S6, CEE 32A, dual-stage pump	• 25 • 18	• 26 • 18	30	~ 1,380

① Tractor drive: universal shaft required, three-point linkage cat. II

② E-drive: with motor circuit breaker and phase inverter

Special equipment SplitMaster 26/30

Possible for initial equipment, prices incl. assembly.

Article no.	Name
Y (SO1024)	Surcharge SplitMaster with "Easy" splitting knife and lumber pick (no 4-way splitting knife)
C* (SO1029)	Oil cooler recommended for continuous operation (from 4 hours) or for use above 30°C outdoor temperature. Advantage: longer service life of the hydraulic components due to less wear.
FH* (SO1213)	Rope winch 750", radio and manually operated, pulling force 750 kg (for longitudinal chassis 500 kg pulling force), rope 20 m, unlimited rope pulling speed. Retrofitting upon request (serial no. of machine required)
HW* (SO1214)	Rope winch 750 manually operated, pulling force 750 kg (with longitudinal chassis 500kg pulling force), rope 20 m, unlimited rope pulling speed. Retrofitting upon request (serial no. of machine required)

* 3-pin constant current connector 12 V from tractor required.

Accessory equipment SplitMaster 26/30

Handy accessory equipment for more power and convenience for wood processing.

Article no.	Name
F0003141	Splitting knife "Easy" with lumber pick
F0003074	2-way splitting knife
F0003075	4-way splitting knife (Ø 0–50 cm)**, standard
F0003044	6-way splitting knife (Ø 15–50 cm)**, Weight 63 kg
F0003069	8-way splitting knife (Ø 15–50 cm)**, Weight 69 kg
F0004533	12-way splitting knife (ring Ø 25 cm) for max. log length/diameter of 50 cm. for M84..N/NT models (is mandatory for 30 t!)"
Z2000653	Walterscheid W-Line universal shaft
F0004131	Log support extension to split short logs
F0004130	Hand pump (manual) for central pressure piece lubrication
F0004148	Gripper tongs with torsional spring to rope winch, log Ø up to 65 cm. Weight ~8 kg
F0004149	Gripping tongs with coil spring to rope winch, up to log Ø 80 cm. Weight ~9 kg
F0002605	Chain for cable puller, 1 m, 2-log hauling hook for 1,000 kg
F0004150	Light unit, attachable
F0001806	Hour counter for machines with PTO drive, includes rpm display
F0002179	Hour counter for machines with E-drive
F0004288	Retrofitting kit safety kit for SplitMaster models N/NS (3-point version, e.g. item no. M845NS) to be used by several people, consisting of three grids, grid bracket, widened timber support as well as safety valve (according to EN 609-1)
F0004289	Retrofitting kit safety kit for SplitMaster models NST/NT (longitudinal chassis version, e.g. item no. M845NST) to be used by several people, consisting of three grids, grid bracket, widened timber support as well as safety valve (according to EN 609-1)

** log diameter for centred splitting

Winch



The optional rope winch helps you process even the largest logs quickly and in an efficient manner. Article no. FH and HW

Central lubrication with hand pump



For optimum and efficient maintenance: Optional hand pump (manual) for pressure piece lubrication. Article no. F0004130

Oil cooler



The optional oil cooler ensures safe continuous operation. Article no. C

SplitMaster 26/30 longitudinal chassis

With longitudinal chassis for extended scope of application.



- **Punch advance** Autospeed as standard
- **Max. billet length** 125 cm
- **Cylinder stroke** 130 cm
- **Max. billets/cycle** 8 pcs.
- **Splitting knife for 4 parts** as standard (optional Easy splitting knife)
- **Transportation** longitudinal chassis
- **adjustable splitting stroke**
- **hydraulic splitting knife adjustment**
- **Special equipment** winch manual or radio-controlled
- **Construction according to EN 609-1**



SplitMaster 30 TURBO PZG on longitudinal chassis in working position

SplitMaster 26/30 with longitudinal chassis

The professional horizontal splitter with maximum power for mobile applications.
Transport on public roads is not permitted, only to be used on private land (e.g. wood yard).

Article no.	Type	Drive	Forward level 1 / 2 cm/s	Return speed max. cm/s	Splitting power t	Weight kg
M8450NSTG	PZG ^① SPEED	Tractor, power requirement max. 28 kW at 300–480 rpm., built-in oil pump with max. capacity 64 l/min	15 / 33	28	26	~ 1,476
M8455NSTG	E7,5D ^② SPEED	7.5 kW E-motor 400V, S6, CEE 16A, dual-stage pump	10 / 22	19	26	~ 1,508
M8460NSTG	E15D ^② SPEED	15 kW E-motor 400V, S6, CEE 32A, dual-stage pump	11 / 23	20	26	~ 1,477
M8465NSTG	PZG-E7,5D ^{①②} SPEED	• Tractor PTO shaft • 7.5 kW E-motor 400V, S6, CEE 16A, dual-stage pump	• 15 / 33 • 10 / 22	• 28 • 19	26	~ 1,542
M8470NSTG	PZG-E15D ^{①②} SPEED	• Tractor PTO shaft • 15 kW E-motor 400V, S6, CEE 32A, dual-stage pump	• 15 / 33 • 11 / 23	• 28 • 20	26	~ 1,577
M8450NTG	PZG ^①	Tractor PTO shaft, power consumption 28 kW at 300–480 rpm, built-in oil pump with max. capacity 64 l/min	13 / 25	26	30	~ 1,502
M8455NTG	E7,5D ^②	7.5 kW E-motor 400V, S6, CEE 16A, dual-stage pump	8 / 16	16	30	~ 1,432
M8460NTG	E15D ^②	15 kW E-motor 400V, S6, CEE 32A, dual-stage pump	9 / 18	18	30	~ 1,477
M8465NTG	PZG-E7,5D ^{①②}	• Tractor PTO shaft • 7.5 kW E-motor 400V, S6, CEE 16A, dual-stage pump	• 13 / 25 • 8 / 16	• 26 • 16	30	~ 1,546
M8470NTG	PZG-E15D ^{①②}	• Tractor PTO shaft • 15 kW E-motor 400V, S6, CEE 32A, dual-stage pump	• 13 / 25 • 9 / 18	• 26 • 18	30	~ 1,577

① Tractor drive: universal shaft required

② E-drive: with motor circuit breaker and phase inverter

SplitMaster 30 TURBO with longitudinal chassis

The professional horizontal turbo splitter for mobile applications.

Transport on public roads is not permitted, only to be used on private land (e.g. wood yard).

Article no.	Type	Drive	Advance speed max. cm/s	Return speed max. cm/s	Splitting power t	Weight kg
M8452NTG	PZG ^①	Tractor PTO shaft, power consumption 28 kW at 300-480 rpm, built-in oil pump with max. capacity 64 l/min	9/19	45	30	~ 1,607
M8457NTG	E7,5D ^②	7.5 kW E-motor 400V, S6, CEE 16A dual-stage pump	6/16	38	30	~ 1,557
M8462NTG	E15D ^②	15 kW E-motor 400V, S6, CEE 32A dual-stage pump	8/18	43	30	~ 1,602
M8467NTG	PZG-E7,5D ^{①②}	• Tractor PTO shaft • 7.5 kW E-motor 400V, S6, CEE 16A dual-stage pump	• 9/19 • 6/16	• 45 • 38	30	~ 1,667
M8472NTG	PZG-E15D ^{①②}	• Tractor PTO shaft • 15 kW E-motor 400V, S6, CEE 32A dual-stage pump	• 9/19 • 8/18	• 45 • 43	30	~ 1,702

Accessory equipment for SplitMaster 26/30 see page 31

Special equipment SplitMaster 26/30 and SplitMaster 30 TURBO with longitudinal chassis

Possible for initial equipment, prices incl. assembly.

Article no.	Name
Y (SO1024)	Surcharge SplitMaster with "Easy" splitting knife and lumber pick (no 4-way splitting knife)
C* (SO1029)	Oil cooler recommended for continuous operation (from 4 hours) or for use above 30°C outdoor temperature. Advantage: longer service life of the hydraulic components due to less wear.
X (SO1022)	Drawbar eye (low) with top Z-drive, drawbar height 50 cm
L (SO1020)	Light bar (for machines with LT tractor chassis)
ST (SO1217)	Stationary model without axle for stationary operation
FH* (SO1215)	Rope winch „750“, radio and manually operated, pulling force 750 kg (for longitudinal chassis 500 kg pulling force), rope 20 m, unlimited rope pulling speed. Retrofitting upon request (serial no. of machine required)
HW* (SO1216)	Rope winch „750“ manually operated, pulling force 750 kg (with longitudinal chassis 500kg pulling force), rope 20 m, unlimited rope pulling speed. Retrofitting upon request (serial no. of machine required)

* 3-pin constant current connector 12 V from tractor required.



Accessories for the SplitMaster 26/30

Make your horizontal splitter even better!

See page 31

Turbo-model for maximum speed



The double-cylinder splitting system doubles the return speed.

Longitudinal chassis for larger radius of action



Longitudinally pulled tractor chassis for mobile applications

Safety package for multi-person operation



Mit dem serienmäßigen Sicherheitspaket dürfen mehrere Personen am SplitMaster arbeiten.

HydroCombi – the vertical splitter for professional applications

Powerful



26 t

Splitting power max.

Sturdy



310 kg


Weight min.

Fast



18 | 42 cm/s

Splitting speed | Return speed max.



All innovations of the HydroCombi at a glance

Every real HydroCombi boasts many useful features

1 Patented Fixomatic system with timber retaining tip as a standard



With the two-part splitting knife (Fixomatic system) or the timber retaining tip, the timber can be fixed during the splitting process so that you do not have to take the trouble to hold it in place.

Watch in action:
www.posch.com/en/Fixomatic

2 Optimally dimensioned hydraulic system with smoothly running industrial grey cast iron pump



The optimised hydraulic system enables you to work for longer periods of time without overheating of the device and convinces with the high pump delivery rate at low PTO speed. More safety and reduced maintenance costs are guaranteed by the built-in tank in the vertical column with double bottom.

3 Work faster with ▶ Autospeed functionality and stroke limitation



The Autospeed functionality ensures maximum performance. The stroke limitation reduces the return travel to the required log height, and so HydroCombi is ready for use again more quickly.

4 Large steel base plate and optional floor grating



The solid steel base plate with optional floor grating ensures a secure stand while working. The use of high-grade steel reduces the height of the base element and therefore also the force required to position the log.

5 Integrated rollers in the splitting knife prevent jamming



The rollers with plain bearings prevent soft wood from jamming during the return movement and ensure trouble-free operation. The high-grade tool steel and the precise workmanship guarantee a particularly long useful life of the splitting knife.

6 Standard log lifting device and optional rope winches



The HydroCombi brings heavy logs in the right position almost effortlessly. The mechanical log lifting device easily sets the timber upright and ensures back-friendly and comfortable splitting. Optional rope winches make work even easier.



Watch a HydroCombi in action at:

www.posch.com/en/hydrocombi

Better standard equipment

More convenient working with HydroCombi



Right cutting of firewood

Ideally, a log is cut in the winter months and the wood is split and cut right away so that the drying process can set in immediately.

For decades, the HydroCombi has been the epitome of great quality, and now the well-engineered vertical splitter with new achievements is available.

The HydroCombi is a classic that will never become outdated. Under daily tough working conditions, the sturdy design, the large hydraulic system and naturally the unique features that make work easier have proven particularly useful. The patented Fixomatic system quite easily holds a log in position. Due to the Autospeed functionality, the HydroCombi then selects the optimum splitting speed depending on the splitting power and so produces the desired

The timber splitter for individualists is the only one that has the Fixomatic system as a standard and optionally provides other useful features that make your work easier.

metre-long logs quickly and precisely. In that way, the HydroCombi makes everyday work considerably easier.

Over 40 different machines of the HydroCombi range fulfil all requirements. Today, the hydraulic firewood splitters are among the most long-lived units with the longest stable value on the market. They all share the standard Fixomatic system, the tilted splitting knife with integrated rollers and the mechanical log lifting device.

Rope winches for the HydroCombi

Powerful rope winches are convenient aids for wood work. With the POSCH rope winches for all HydroCombis with a splitting power of 16 tons onwards, each log within up to 40 metres is pulled up to the machine without any efforts of your own, and put in the splitting position. The soft start and the gentle lowering functionalities ensure the smooth transportation of heavy logs as well.

Models for every application

With the rope winches 500 and 750, POSCH offers you the ideal solution for a variety of pulling power requirements. All of them are driven hydraulically and are equipped with automatic stop of rope in stop position. You can freely select the run-out speed on the 750 rope winch. Cylinder and winch can be lowered to the normal transport height. The rope winch 750 is also available with radio control upon request.

More intelligent solutions

The optional hydraulic log lifting device is often used instead of the standard mechanical lifting device and easily brings the material to be split in the splitting position. Independently of the splitting hydraulics, the separate hydraulic valve enables gentle lifting and lowering.



The rope winch with optional gripping pliers and radio remote control for the easy transportation of heavy logs.



Even in difficult terrain the rope winch pulls the trunk to the HydroCombi without personal effort.



The new rope winch "500" (left) with 20 m rope and 500 kg pulling force and the rope winch "750" with 40 m rope and 750 kg pulling force in the transport position.

Select the right HydroCombi based on drive type and splitting power

Overview of all HydroCombis

- Max. billet length 110 cm
- Cylinder stroke max. 100 cm
- As standard: mechanical log lifting device
- As standard: the patented Fixomatic system



▶ V2 Speed



▶ Autospeed

HydroCombi 10 E5.5-V2 with driving device

HydroCombi 18 PZG-R

HydroCombi 10/13

The entry-level hydraulic firewood splitters.

HydroCombi	10	13
Splitting power max. t	10	13
Splitting knife length cm	24	24
Punch advance	✓ two advance speeds V2	
Tank hydraulic oil l	18	18
Weight min/max kg	310/382	318/390
Transportation	Solid rubber wheels ø 30 cm	
Height transport/working position cm	193/255	193/255
Drive types	Tractor E-motor combination petrol	
Special equipment	Autospeed Three-point linkage Chassis	
Technical details	→ from page 40	

HydroCombi 16/18

The hydraulic firewood splitters with more power.

HydroCombi	16	18
Splitting power max. t	16	18
Splitting knife length cm	24	24
Punch advance	✓ Autospeed	
Tank hydraulic oil l	38	38
Weight min/max kg	378/496	374/500
Transportation	Three-point linkage cat. I + II	
Height transport/working position cm	195/260	195/260
Drive types	Tractor E-motor combination	
Special equipment	Rope winch 500/750 Hydraul. log lifting device Chassis	
Technical details	→ from page 44	



HydroCombi chassis for mobile applications

Upon request, the right chassis for the HydroCombi is also available with approval for road transportation for petrol/diesel and E-drives.

For technical details → see page 40



400V

▶ Autospeed



HydroCombi 26 PZG-E7,5D-R

HydroCombi 20/22/26

The hydraulic firewood splitters for professional applications.

HydroCombi	20	22	26
Splitting power max. t	20	22	26
Splitting knife length cm	30	30	30
Punch advance	✔ Autospeed		
Tank hydraulic oil l	38	43	43
Weight min/max kg	530/614	566/636	616/676
Transportation	Three-point linkage cat. I + II		
Height transport/working position cm	198/260	198/260	200/263
Drive types	🚜 Tractor ⚡ E-motor 🚜⚡ combination		
Special equipment	○ Rope winch 500/750 ○ Hydraul. log lifting device ○ Chassis		
Technical details	→ from page 47		



400V

▶ Autospeed



HydroCombi 24 PZG-Turbo



The turbo model:
Double return speed
for increased hourly output

HydroCombi 24 Turbo

The fast vertical splitter with more power.

HydroCombi	24 Turbo
Splitting power max. t	24
Splitting knife length cm	30
Punch advance	✔ Autospeed
Tank hydraulic oil l	45
Weight min/max kg	650/710
Transport.	Three-point linkage cat. I + II
Height transport/working position cm	200/263
Drive types	🚜 Tractor ⚡ E-motor 🚜⚡ combination
Special equipment	○ Rope winch 750 ○ Hydraul. log lifting device ○ Chassis
Technical details	→ from page 50

HydroCombi 10/13

► V2 Speed

The entry-level hydraulic firewood splitters.

- **Fixomatic system** as a standard
- **Grey cast iron pump** as standard
- **Max. billet length** 110 cm
- **Splitting knife length** 24 cm
- **Cylinder stroke** 100 cm
- **Tank capacity** 18 l hydraulic oil
- **Dimensions storage area** approx. 135 × 120 cm
- **Height transport position** 193 cm
- **Height work position** 255 cm
- **Special equipment:**
Autospeed, three-point linkage, chassis
- **Construction according to latest standard EN 609-1**



HydroCombi 10 PS-V2
work position



HydroCombi 13 PZG
with driving device (F0003117)

230 V
400 V



HydroCombi 10

Hydraulic, entry-level firewood splitter for metre-long logs with standard 2 forward speeds.

Article no.	Type	Drive	Max. punching speed cm/s Forward movement stage 1/2 return movement		Splitting power t	Weight kg
M2832M	PZG-V2 ^①	Tractor PTO shaft, power consumption 11 kW, oil pump with max. capacity 27 l/min built-in, recommended PTO shaft speed 300-380 rpm	12 / 28	20	10	~ 334
M2830M	E5,5-V2 ^③	5.5 kW e-motor 400V, S6, CEE 16A, manual chassis with support wheel	6 / 15	10	10	~ 342
M2831M	E5,5D-V2 Turbo ^③	5.5 kW e-motor 400V, S6, CEE 16A, dual-stage pump, manual chassis with support wheel	5 / 32	23	10	~ 354
M2839M	E3D-V2 ^③	3 kW e-motor 230V, S6, dual-stage pump, manual chassis with support wheel	2 / 18	13	9	~ 345
M2834M	PZG-E5,5-V2 ^{①③}	• Tractor, power consumption 11 kW • 5.5 kW E-motor 400V, S6, CEE 16A	12 / 28 6 / 15	20 10	10	~ 382
M2838M	PS-V2 ^②	Tractor hydraulics, hydraulic sleeve 3 for forward and return movement. Non-pressurised return movement required! Compl. with connection tubes and hydraulic plug. Max. delivery rate of pump 16 l/min	7 / 17	12	10	~ 310
M2837M	B5,5D-V2 Turbo	5.5 kW petrol engine (B&S), dual-stage pump, consumption: 1.0-1.5 l/h, tank capacity: 4.1 l, manual chassis with support wheel	4 / 32	23	10	~ 344

① Tractor drive: universal shaft required, three-point linkage cat. I+II

② Tractor drive: three-point linkage cat. I+II

③ E-drive: with motor circuit breaker and phase inverter

HydroCombi 13

Hydraulic, entry-level firewood splitter for metre-long logs with 2 advance speeds and more splitting power as a standard.

Article no.	Type	Drive	Max. punching speed cm/s Forward movement stage 1/2 return movement		Splitting power t	Weight kg
M2822M	PZG-V2 ^①	Tractor PTO shaft, power consumption 14 kW, oil pump with max. capacity 32 l/min-built-in, recommended PTO shaft speed 300-450 rpm	11 / 23	20	13	~ 356
M2820M	E5,5-V2 ^②	5.5 kW e-motor 400V, S6, CEE 16A, manual chassis with support wheel	5 / 10	9	13	~ 354
M2821M	E5,5D-V2 ^③ Turbo	5.5 kW e-motor 400V, S6, CEE 16A, dual-stage pump, manual chassis with support wheel	4 / 22	19	13	~ 362
M2829M	E3D-V2 ^④	3 kW e-motor 230V, S6, dual-stage pump, manual chassis with support wheel	2 / 12	11	12	~ 355
M2824M	PZG-E5,5-V2 ^{①②}	• Tractor, power consumption 14 kW • 5.5 kW E-motor 400V, S6, CEE 16A	11 / 23 5 / 10	28 9	13	~ 355
M2828M	PS-V2 ^⑤	Tractor hydraulics, hydraulic sleeve 3 for forward and return movement required. Compl. with connection tubes and hydraulic plug. Non-pressurised return movement required! Max. delivery rate of pump 30 l/min	10 / 21	19	13	~ 318
M2823M	B5,5D-V2 Turbo	5.5 kW petrol engine (B&S), dual-stage pump, consumption: 1.0-1.5 l/h, tank capacity: 4.1, with manual chassis	3 / 22	19	13	~ 354
M2826M	B9,7-V2	9.7 kW petrol engine (B&S), consumption: 2.0-2.5 l/h, tank capacity: 8.5 l with manual chassis	6 / 12	11	13	~ 370

Special equipment HydroCombi 10/13

Valid for initial equipment, incl. assembly.

Article no.	Name
R (SO1001)	AUTOSPEED for pressure-controlled switching between the feed speeds.
D (SO1006)	Three-point linkage for transporting machines with E-drive, incl. driving device (F0003117)

Accessory equipment HydroCombi 10/13

Article no.	Name
F0003186	Attachable floor grid, anti-slip
F0003117	Driving device for PZG/PZG-E drive
Z2000635	Walterscheid W-Line universal shaft
F0003357	Power saw bracket: Safe transportation and handy storage for the power saw
F0001482	Hour counter for machines with petrol engine
F0002179	Hour counter for machines with E-drive
F0001806	Hour counter for machines with PTO drive, includes rpm display

HydroCombi 13 chassis

► V2 Speed



The vertical splitter for mobile applications.

- **Fixomatic system** as standard
- **Max. billet length** 110 cm
- **Splitting knife length** 24 cm
- **Cylinder stroke** 100 cm
- **Tank capacity** 18 l hydraulic oil
- **Height transport position** 175 cm
- **Height work position** 260 cm
- **Lumber pick bracket** (without lumber pick) as standard
- **Special equipment:** AutoSpeed
- **Construction according to latest standard EN 609-1**



HydroCombi 13 chassis B5.5 D-V2, transport position

HydroCombi 13 with chassis

Mobile on axle for mobile use with petrol engine or E-motor.

Vertical mode / hydraulic tilting aid: For transport, the splitter is put in the horizontal transport position by means of a hydraulic cylinder. Mobile on axle, with ball hitch, max. transport speed: 80 km/h; lights.

Article no.	Type	Drive	Max. punching speed cm/s Forward movement stage 1/2 return movement		Splitting power t	Weight kg
M2823MS	B5,5 D-V2	5.5 kW petrol engine (B&S), dual-stage pump, consumption: 1.0-1.5 l/h, tank capacity: 4.1 l	3 / 22	19	13	~ 488
ED (SO1003)	Surcharge initial equipment for additional E-drive 5.5 kW, 400 V with dual-stage pump for M2823MS					
M2820MS	E5,5-V2 ③	5.5 kW e-motor 400V, S6, CEE 16A	5 / 10	9	13	~ 487
M2821MS	E5,5 D-V2 ③	5.5 kW e-motor 400V, S6, CEE 16A, dual stage pump	4 / 22	19	13	~ 500

Special equipment

Valid for initial equipment, incl. assembly.

Article no.	Name
R (SO1001)	AUTOSPEED for pressure-controlled switching between the feed speeds. Only possible with initial equipment!
X (SO1004)	Support wheel instead of support foot (for HydroCombi 13-V2 with chassis)
B (SO1005)	Surcharge parking brake (for HydroCombi 13-V2 with chassis) incl. support wheel (special equipment level X)

Accessory equipment

More power and user-friendliness for woodwork

Article no.	Name
F0003186	Attachable floor grid, anti-slip
F0003463	Power saw bracket: Safe transportation and handy storage for the power saw for chassis models
F0001482	Hour counter for machines with petrol engine
F0002179	Hour counter for machines with E-drive

③ E-drive: with motor circuit breaker and phase inverter

HydroCombi 16/20/22 chassis

Autospeed



The hydraulic firewood splitter for mobile applications.

- **Fixomatic system** as standard
- **Max. billet length** 110 cm
- **Splitting knife length** 24 cm / 30 cm
- **Cylinder stroke** 100 cm
- **Tank capacity** 38 l / 43 l hydraulic oil
- **Height transport position** 200 cm
- **Height work position** 260 cm
- **Lumber pick bracket** (without lumber pick) as standard
- **Special equipment:** Chassis, hydraulic log lifting device
- **Construction according to latest standard EN 609-1**



HydroCombi 20 chassis 20B15-R-PKW, transport position

SPLITTING

HydroCombi 16/20/22 with chassis

Mobile on axle for powerful mobile use with petrol engine, diesel engine or E-motor.

Vertical mode / tilting aid with rope winch: For transportation, the splitter is put in the horizontal transport position by means of the manual rope winch. Mobile on axle, with ball hitch, max. transport speed: 80 km/h; lights.

! Special

Article no.	Type	Drive	Max. punching speed cm/s Forward movement stage 1/2 return movement		Splitting power t	Weight kg	
M6203MSAR	16B9,7D-R-PKW	9.7 kW petrol engine (B&S), consumption: 2.0-2.5 l/h, tank capacity: 8.5 l, dual-stage pump	3 / 16	14	16	~ 742	
M6248MSAR	20B16,4-R-PKW	16.4 kW 4-stroke petrol engine (B&S), electric start, fuel consumption 3.0 -3.5 l/h, tank capacity 8 l	6 / 13	11	20	~ 902	
M6349MSAR	D19-R-PKW	B19 kW diesel engine (Hatz 2L41C EU-stage V with noise capsule, air cooled) 12V e-starter, Fuel consumption: approx. 2-2.5 l/h, Tank capacity: 30 l	6 / 14	12	22	~ 1.200	
ED (SO1281)	Surcharge for additional e-drive 5.5 kW, 400V with dual-stage pump for M6203MSAR and M6248MSAR						

Special equipment

Valid for initial equipment,
incl. assembly.

! Special

Article no.	Name
H (SO1007)	Hydraulic log lifting device (instead of mechanical lifting device), controlled via valve. No GS-mark! see photo on page 49

Accessory equipment

More power and user-friendliness for woodwork

Article no.	Name
F0003048	Plug-on floor grating, anti-slip (HC 16)
F0003049	Plug-on floor grating, anti-slip (HC 20)
F0003463	Power saw bracket: Safe transportation and handy storage for the power saw for chassis models

HydroCombi 16/18

▶ Autospeed

The hydraulic firewood splitters with more power.

- **Fixomatic system** as a standard
- **Grey cast iron pump** as standard
- **Max. billet length** 110 cm
- **Splitting knife length** 24 cm
- **Cylinder stroke** 100 cm
- **Tank capacity** 38 l hydraulic oil
- **Dimensions storage surface** 150 × 120 cm
- **Height transport position** 195 cm
- **Height work position** 260 cm
- **Lumber pick bracket** (without lumber pick) as standard
- **Special equipment:** Rope winch, chassis, hydraulic log lifting device
- **Construction according to latest standard EN 609-1**



HydroCombi 16 PZG-R



HydroCombi 18 PZG-E5.5 D-R
with rope winch 500 (HC)



400 V

HydroCombi 16

More power for higher hourly output for the splitting of metre-long logs.

Article no.	Type	Drive	Max. punching speed cm/s Forward movement stage 1/2 return movement		Splitting power t	Weight kg
M6202MR	PZG-R ①	Tractor PTO shaft, power consumption 17 kW, oil pump with max. capacity 45 l/min-built-in, recommended PTO shaft speed 300-380 rpm	11 / 19	23	16	~ 436
M6204MR	E5,5 D-R ③	5.5 kW e-motor 400V, S6, CEE 16A, dual-stage pump	5 / 16	19	16	~ 476
M6206MR	PZG-E5,5 D-R ①③	• Tractor, power consumption 17 kW • 5.5 kW e-motor 400V, S6, CEE 16A, dual-stage pump	11 / 19 5 / 16	23 19	16	~ 496
M6208MR	PZ-R ②	Tractor PTO shaft, power consumption 17 kW, attachable oil pump with max. capacity 45 l/min, recommended PTO shaft speed 300-380 rpm	11 / 19	23	16	~ 420
M6200MR	PS-R ②	Tractor hydraulics, size 3 hydraulic sleeve for forward and return movement for non-pressurised return movement required! Compl. with connection tubes and hydraulic plug. Max. delivery rate of pump 35 l/min	8 / 15	18	16	~ 378



Would you like to equip your HydroCombi with a **rope winch**? For more information, see page 46.

- ① Tractor drive: Universal joint shaft required, three-point linkage cat. I + II.
 ② Tractor: Three-point linkage category I + II
 ③ E-drive: with motor circuit breaker and phase inverter

HydroCombi 18

More power for higher hourly output for the splitting of metre-long logs.

Article no.	Type	Drive	Max. punching speed cm/s Forward movement stage 1/2 return movement		Splitting power t	Weight kg
M6192MR	PZG-R ①	Tractor PTO shaft, power consumption 17 kW, oil pump with max. capacity 45 l/min built-in, recommended PTO shaft speed 300-380 rpm	10 / 19	19	18	~ 446
M6194MR	E5,5 D-R ③	5.5 kW e-motor 400V, S6, CEE 16A, dual-stage pump	5 / 16	16	18	~ 484
M6196MR	PZG-E5,5 D-R ①③	· Tractor, power consumption 17 kW · 5.5 kW e-motor 400V, S6, CEE 16A, dual-stage pump	10 / 19 5 / 16	19 16	18	~ 500
M6198MR	PZ-R ②	Tractor PTO shaft, power consumption 17 kW, attachable oil pump with max. capacity 45 l/min, recommended PTO shaft speed 300-380 rpm	10 / 19	19	18	~ 420
M6190MR	PS-R ②	Tractor hydraulics, size 3 hydraulic sleeve for forward and return movement for non-pressurised return movement required! Compl. with connection tubes and hydraulic plug. Max. delivery rate of pump 35 l/min	7 / 15	15	18	~ 374

Special equipment HydroCombi 16/18

Valid for initial equipment, incl. assembly.

Article no.	Name
H (SO1007)	Hydraulic log lifting device (instead of mechanical lifting device), controlled via valve. No GS-mark! see photo on page 49
SA (SO1008)	Road chassis consisting of: Rubber spring-borne axle 80 km/h, with ball hitch, overrun and parking brake, support wheel, lights Machine can be uncoupled

Accessory equipment HydroCombi 16/18

Article no.	Name
F0003048	Attachable floor grid, anti-slip (HC 16), see photo on page 48
Z2000636	Walterscheid W-Line universal shaft
F0003357	Power saw bracket: Safe transportation and handy storage for the power saw
F0001482	Hour counter for machines with petrol engine
F0002179	Hour counter for machines with E-drive
F0001806	Hour counter for machines with PTO drive, includes rpm display

Lumber pick bracket



Lumber pick bracket in work position as standard (lumber pick is not included in the scope of delivery).

Lumber pick bracket in transport position



HydroCombi 16 and up: Standard lumber pick bracket in park / work position (lumber pick not included in the scope of delivery).

Power saw bracket for HydroCombi



Optional power saw bracket for safe transportation and as handy storage place for the power saw. Article no. F0003357

Rope winches HydroCombi 16/18

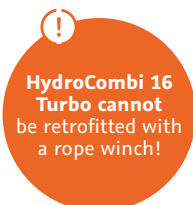
With hydraulic drive, with free rope run-out with soft start and gentle lowering, automatic rope stop in stop position. Cylinder and winch can be lowered to normal transport height. Logging spike included as standard, gripping pliers and log-hauling hooks optionally available. Special equipment for initial equipment incl. assembly.

Article no.	Name	Weight kg
HC* (SO1138)	Cable winch "500", manual. 20 m cable, pulling force 500 kg, cable unwind speed max. 80 cm/s. Available for HydroCombi 16, 18 and 20.	~ 70
HW* (SO1139)	Cable winch "750", manual. 40 m cable, pulling force 750 kg, unlimited cable unwind speed. Available for HydroCombi 16, 18, 20, 22, 24 and 26.	~ 130
FH* (SO1175)	Cable winch "750", radio- and manually operated, 40 m cable, 750 kg pulling force, unlimited cable pull unwind speed, operation with standard batteries/rechargeable batteries. Available for HydroCombi 16, 18, 20, 22, 24 and 26	~ 130
F0003962	Gripping tongs with coil spring to cable winch, up to log ø 65 cm.	~ 8
F0003971	Gripping tongs with coil spring to cable winch, up to log ø 80 cm.	~ 8
F0003978	Adapter from 3- to 7-pin	~ 1
F0002605	Chain for cable puller, 1 m, 2-log hauling hook for 1,000 kg	~ 4

*** Can only be used with PTO operation, cannot be used on PZG-E machines in E-mode!
12V connection on tractor required.**

Retrofit kit rope winch HydroCombi 16/18/20

A 12V connection on the tractor is required. The "500" or "750" winch models can be retrofitted on machines of the "M" (article no. MxxxxMR, from 2010) and "L" (article no. MxxxxLR, from 2011) series. Two brackets must be welded on to support the winch on the column. The installation time is approx. 4-6 hours. Please note that the HydroCombi 16 Turbo cannot be retrofitted with a rope winch.



Article no.	Name	Weight kg
F0003861	Retrofit kit rope winch "500" (HC), manually operated, 20 m rope, 500 kg pulling force, rope extension speed max. 80 cm/s. For HydroCombi 16, 18 and 20 (article no. MxxxxMR/LR PZG) available.	~ 70
F0003862	Retrofit kit rope winch "500" (HC), manually operated, 20 m rope, 500 kg pulling force, rope extension speed max. 80 cm/s. For HydroCombi 16, 18 and 20 (article no. MxxxxMR/LR PZG-E) available.	~ 70
F0003863	Retrofit kit rope winch "750" (HW), manually operated, 40 m rope, 750 kg pulling force, unlimited rope pull-out speed. For HydroCombi 16, 18 and 20 (article no. MxxxxMR/LR PZG) available.	~ 130
F0003864	Retrofit kit rope winch "750" (HW), manually operated, 40 m rope, 750 kg pulling force, unlimited rope pull-out speed. For HydroCombi 16, 18 and 20 (article no. MxxxxMR/LR PZG-E) available.	~ 130
F0003865	Retrofit kit rope winch "750" (FH), remote and manually operated, powered by standard (rechargeable) batteries, 40 m rope, 750 kg pulling force, unlimited rope pull-out speed. For HydroCombi 16, 18 and 20 (article no. MxxxxMR/LR PZG) available.	~ 130
F0003866	Retrofit kit rope winch "750" (FH), remote and manually operated, powered by standard (rechargeable) batteries, 40 m rope, 750 kg pulling force, unlimited rope pull-out speed. For HydroCombi 16, 18 and 20 (article no. MxxxxMR/LR PZG-E) available.	~ 130
H (SO1233)	Extension of the conversion for HydroCombi 16/18/20 MxxxxMR/LR with hydraulic log lift H (e.g. F0003861H)	

Rope winch type "500"



Rope winch type "500" with standard logging spike, 20 m rope and 500 kg pulling force. For HydroCombi 16, 18 and 20.
Article no. HC

Rope winch type "750"



Rope winch type "750" with standard logging spike, 40 m rope and 750 kg pulling force, unlimited run-out speed (Symbolic image).
For HydroCombi 16, 18, 20, 22, 24 and 26. Article no. HW

HydroCombi 20/22/26

Autospeed

The hydraulic firewood splitters for professional applications.

- **Fixomatic system** as a standard
- **Grey cast iron pump** as standard
- **Max. billet length** 110 cm
- **Splitting knife length** 30 cm
- **Cylinder stroke** 100 cm
- **Tank capacity** 38 l (20 t) / 43 l (22/26 t) hydraulic oil
- **Dimensions storage surface**
150 × 120 cm (20 t) / 160 × 120 cm (22/26 t)
- **Height transport position** 198–200 cm
- **Height work position** 260–263 cm
- **Lumber pick bracket** (without lumber pick) as standard
- **Special equipment:** Rope winch, chassis, hydraulic log lifting device
- **Construction according to latest standard EN 609-1**



HydroCombi 20 PZG-R

HydroCombi 26 E7,5D-R

SPLITTING

HydroCombi 20

More power for higher hourly output for the splitting of metre-long logs.

Would you like to equip your HydroCombi with a **rope winch**? For more information, see pages 46 and 49.

Article no.	Type	Drive	Max. punching speed cm/s Forward movement stage 1/2 return movement		Splitting power t	Weight kg
M6230MR	PZG-R ①	Tractor PTO shaft, power consumption 21 kW, oil pump with max. capacity 5 l/min-built-in, recommended PTO shaft speed 300-380 rpm	11 / 22	21	20	~ 530
M6233MR	E5,5 D-R ②	5.5 kW e-motor 400V, S6, CEE 16A, dual-stage pump	5 / 16	16	20	~ 558
M6234MR	PZG-E5,5 D-R ①②	• Tractor PTO shaft, power consumption 21 kW • 5.5 kW e-motor 400V, S6, CEE 16A, dual-stage pump	11 / 22 5 / 16	21 16	20	~ 614

HydroCombi 22

Hydraulic splitter for metre-long logs for professional applications.

Article no.	Type	Drive	Max. punching speed cm/s Forward movement stage 1/2 return movement		Splitting power t	Weight kg
M6241MR	PZG-R ①	Tractor PTO shaft, power consumption 23 kW, oil pump with max. capacity 60 l/min built-in, recommended PTO shaft speed 300-450 rpm	11 / 23	20	22	~ 566
M6243MR	E7,5 D-R ②	7.5 kW e-motor 400V, S6, CEE 16A, dual-stage pump	6 / 20	18	22	~ 618
M6244MR	PZG-E7,5 D-R ①②	• Tractor PTO shaft, power consumption 23 kW • 7.5 kW e-motor 400V, S6, CEE 16A, dual-stage pump	11 / 23 6 / 20	20 18	22	~ 636

① Tractor drive: Universal joint shaft required, three-point linkage cat. I + II.

② E-drive: with motor circuit breaker and phase inverter

HydroCombi 26

Most powerful splitter for metre-long logs for professional applications.

Article no.	Type	Drive	Max. punching speed cm/s Forward movement stage 1/2 return movement		Splitting power t	Weight kg
M2140MR	PZG-R ^①	Tractor PTO shaft, power consumption 24 kW, oil pump with max. capacity 60 l/min-built-in, recommended PTO shaft speed 300-450 rpm	10 / 23	17	26	~ 616
M2145MR	E7,5 D-R ^②	7.5 kW e-motor 400V, S6, CEE 16A, dual-stage pump	6 / 20	15	26	~ 650
M2143MR	PZG-E7.5 D-R ^{①②}	· Tractor PTO shaft, power consumption 24 kW · 7.5 kW e-motor 400V, S6, CEE 16A, dual-stage pump	10 / 23 6 / 20	17 15	26	~ 676

Special equipment HydroCombi 20/22/26


Valid for initial equipment, incl. assembly.

Article no.	Name
H (SO1007)	Hydraulic log lifting device (instead of mechanical lifting device), controlled via valve. No GS-mark!
SA (SO1008)	Road chassis consisting of: Rubber spring-borne axle 80 km/h, with ball hitch, overrun and parking brake, support wheel, lights. Machine can be uncoupled

Accessory equipment HydroCombi 20/22/26

Article no.	Name
F0003049	Attachable floor grid, anti-slip (HC 20/22/24 Turbo/26)
Z2000636	Universal joint shaft Walterscheid W-Line HydroCombi 20/22
Z2000653	Walterscheid W-Line universal shaft
F0003357	Power saw bracket: Safe transportation and handy storage for the power saw, see photo on page 43
F0001482	Hour counter for machines with petrol engine
F0002179	Hour counter for machines with E-drive
F0001806	Hour counter for machines with PTO drive, includes rpm display

Floor grating



The optionally available plug-on floor grating makes sure that the timber rests safely on the steel base plate of the HydroCombi.

Article no. F0003049 (HC 20/22/26) or F0003048 (HC 16/18)

Rope winch with gripping pliers



The rope winch and the gripping pliers incl. storage rack are optionally available.

Article no. F0003962 (log diameter up to 65 cm)
or F0003971 (log diameter up to 80 cm)

① Tractor drive: Universal joint shaft required, three-point linkage cat. I + II.

② E-drive: with motor circuit breaker and phase inverter

Rope winches HydroCombi 20/22/26

With hydraulic drive, with free rope run-out with soft start and gentle lowering, automatic rope stop in stop position. Cylinder and winch can be lowered to normal transport height. Logging spike included as standard, gripping pliers and log-hauling hooks optionally available. Special equipment for initial equipment incl. assembly.

Article no.	Name	Weight kg
HC* (SO1138)	Rope winch type "500", manually activated, 20 m rope, 500 kg pulling force. Rope pull-out speed max. 80 cm/s. Available for HydroCombi 16, 18 and 20.	~ 70
HW* (SO1139)	Cable winch "750", manual. 40 m cable, pulling force 750 kg, unlimited cable unwind speed. Available for HydroCombi 16, 18, 20, 22, 24 and 26.	~ 130
FH* (SO1175)	Cable winch "750", radio- and manually operated, powered with standard batteries/rechargeable batteries, 40 m cable, 750 kg pulling force, unlimited cable pull unwind speed. Available for HydroCombi 16, 18, 20, 22, 24 and 26	~ 130
F0003962	Gripping tongs with coil spring to cable winch, up to log ø 65 cm.	~ 8
F0003971	Gripping tongs with coil spring to cable winch, up to log ø 80 cm.	~ 8
F0003978	Adapter from 3- to 7-pin	~ 1
F0002605	Chain for cable puller, 1 m, 2-log hauling hook for 1,000 kg	~ 4

**(*) Can only be used with PTO operation, cannot be used on PZG-E machines in E-mode!
12V connection on tractor required.**

Retrofit kit rope winch HydroCombi 22/26

A 12V connection on the tractor is required. The "500" or "750" winch models can be retrofitted on machines of the "M" (article no. MxxxxMR, from 2010) and "L" (article no. MxxxxLR, from 2011) series. Two brackets must be welded on to support the winch on the column. The installation time is approx. 4-6 hours.

Article no.	Name	Weight kg
F0003867	Retrofit kit rope winch "750" (HW), manually operated, 40 m rope, 750 kg pulling force, unlimited rope pull-out speed. For HydroCombi 22 and 26 (article no. MxxxxMR/LR PZG) available.	~ 130
F0003868	Retrofit kit rope winch "750" (HW), manually operated, 40 m rope, 750 kg pulling force, unlimited rope pull-out speed. With new motor position, three-point clamping. For HydroCombi 22 and 26 (article no. MxxxxMR/LR PZG-E) available.	~ 130
F0003869	Retrofit kit rope winch "750" (FH), remote and manually operated, powered by standard (rechargeable) batteries, 40 m rope, 750 kg pulling force, unlimited rope pull-out speed. For HydroCombi 22 and 26 (article no. MxxxxMR/LR PZG) available.	~ 130
F0003870	Retrofit kit rope winch "750" (FH), remote and manually operated, powered by standard (rechargeable) batteries, 40 m rope, 750 kg pulling force, unlimited rope pull-out speed. With new motor position, three-point clamping. For HydroCombi 22 and 26 (article no. MxxxxMR/LR PZG-E) available.	~ 130
H (SO1233)	Extension of the conversion for HydroCombi 22/26 MxxxxMR/LR with hydraulic log lift H (e.g. F0003867H)	

Hydraul. log lifting device



Hydraulic log device for improved user-friendliness.
Article no. H

Road chassis for HydroCombi




The road chassis ensures that the HydroCombi is mobile on the road. The chassis can be removed so that the machine can also be transported with three-point linkage. Article no. SA

HydroCombi 24 Turbo

► Autospeed

The fast vertical splitter with more power.

- **Fixomatic system** as a standard
- **Grey cast iron pump** as standard
- **Max. billet length** 110 cm
- **Splitting knife length** 30 cm
- **Cylinder stroke** 100 cm
- **Tank capacity** 45 l hydraulic oil
- **Dimensions storage surface** 160 × 120 cm
- **Height transport position** 200 cm
- **Height work position** 263 cm
- **Lumber pick bracket** (without lumber pick) as standard
- **Special equipment:** Rope winch, chassis, hydraulic log lifting device
- **Construction according to latest standard EN 609-1**



HydroCombi 24 PZG-Turbo

HydroCombi 24 Turbo

Especially fast and powerful splitter for metre-long logs for professional applications.

Article no.	Type	Drive	Max. punching speed cm/s Forward movement stage 1/2 return movement		Splitting power t	Weight kg
M2450M	PZG-Turbo ❶	Tractor PTO shaft, power consumption 26 kW, oil pump with max. capacity 60 l/min-built-in, recommended PTO shaft speed 300-380 rpm	11 / 18	42	24	~ 650
M2452M	E7,5 D-Turbo ❸	7.5 kW e-motor 400V, S6, CEE 16A, dual-stage pump	5 / 16	38	24	~ 698
M2454M	PZG-E7,5 D-Turbo ❶❸	• Tractor PTO shaft, power consumption 26 kW • 7.5 kW e-motor 400V, S6, CEE 16A, dual-stage pump	11 / 18 5 / 16	42 38	24	~ 710

Special equipment HydroCombi 24 Turbo

Valid for initial equipment, incl. assembly.

Article no.	Name
H	Hydraulic log lifting device (instead of mechanical lifting device), controlled via valve. No GS-mark!
SA	Road chassis consisting of: Rubber spring-borne axle 80 km/h, with ball hitch, overrun and parking brake, support wheel, lights Machine can be uncoupled

❶ Tractor drive: Universal joint shaft required, three-point linkage cat. I + II.

❸ E-drive: with motor circuit breaker and phase inverter

Accessory equipment HydroCombi 24 Turbo

Article no.	Name
F0003049	Attachable floor grid, anti-slip
Z2000653	Walterscheid W-Line universal shaft
F0003357	Power saw bracket: Safe transportation and handy storage for the power saw
F0002179	Hour counter for machines with E-drive
F0001806	Hour counter for machines with PTO drive, includes rpm display

Rope winches HydroCombi 24 Turbo

With hydraulic drive, with free rope run-out with soft start and gentle lowering, automatic rope stop in stop position. Cylinder and winch can be lowered to normal transport height. Logging spike included as standard, gripping pliers and log-hauling hooks optionally available. Special equipment for initial equipment incl. assembly.

Article no.	Name	Weight kg
HW* (SO1139)	Cable winch "750", manual. 40 m cable, pulling force 750 kg, unlimited cable unwind speed.	~ 130
FH* (SO1175)	Cable winch "750", radio- and manually operated, 40 m cable, 750 kg pulling force, unlimited cable pull unwind speed, operation with standard batteries/rechargeable batteries.	~ 130
F0003962	Gripping tongs with coil spring to cable winch, up to log ø 65 cm.	~ 8
F0003971	Gripping tongs with coil spring to cable winch, up to log ø 80 cm.	~ 8
F0003978	Adapter from 3- to 7-pin	~ 1
F0002605	Chain for cable puller, 1 m, 2-log hauling hook for 1,000 kg	~ 4

**(*) Can only be used with PTO operation, cannot be used on PZG-E machines in E-mode!
12V connection on tractor required.**

Retrofit kit rope winch HydroCombi 24

A 12V connection on the tractor is required. The "500" or "750" winch models can be retrofitted on machines of the "M" (article no. MxxxxM, from 2010) and "L" (article no. MxxxxL, from 2011) series. Two brackets must be welded on to support the winch on the column. The installation time is approx. 4-6 hours.

Article no.	Name	Weight kg
F0004074	Retrofit kit rope winch "750" (HW), manually operated, 40 m rope, 750 kg pulling force, unlimited rope pull-out speed. For HydroCombi 24 Turbo (article no. MxxxxM/L PZG) available.	~ 130
F0004075	Retrofit kit rope winch "750" (HW), manually operated, 40 m rope, 750 kg pulling force, unlimited rope pull-out speed. For HydroCombi 24 Turbo (article no. MxxxxM/L PZG-E) available.	~ 130
F0004091	Retrofit kit rope winch "750" (FH), remotely and manually operated, powered by standard (rechargeable) batteries, 40 m rope, 750 kg pulling force, unlimited rope pull-out speed. For HydroCombi 24 Turbo (article no. MxxxxM/L PZG) available.	~ 130
F0004227	Retrofit kit rope winch "750" (FH), remotely and manually operated, powered by standard (rechargeable) batteries, 40 m rope, 750 kg pulling force, unlimited rope pull-out speed. For HydroCombi 24 Turbo (article no. MxxxxM/L PZG-E) available.	~ 130

Rope winch type "750" radio-controlled



The rope winch with optional gripping pliers and radio remote control for the easy transportation of heavy logs.
Article no. FH

Fixomatic as standard



With the patented, two-part splitting knife (Fixomatic system), the timber can be fixed during the splitting process so that you do not have to take the trouble to hold it in place.

AutoSplit – the automated firewood and kindling machine

Powerful



11 t

Splitting power max.

Fast



5 sec

per splitting cycle

Efficient




~ 100

Bags/hour max.



The outstanding splitting concept

Produce and pack up firewood and kindling ready for the stove in one work cycle




1 Infinitely variable timber thickness

With the infinitely variable feed of 0 to 12 cm, you can determine the desired timber thickness easily and quickly.



2 Processes round and squared timber

The AutoSplit provides more options for clean timber processing. The automatic machine processes timber lengths between 12 and 33 cm and optionally also processes slabs or boards from sawmills.



3 The right bagging system

You can opt for loose or stacked bagging, and the AutoSplit delivers you the right kindling in bags



4 Splitting without interruptions

The infeed that is driven purely hydraulically increases operational safety, the spring-borne feeding belt minimises tool wear and strain.



5 Continuous supply of more timber

The long timber feed chute with the practical loading height ensures an optimum and continuous work flow.



6 Safe continuous operation

The oil cooler extends the service life of the machine in continuous operation (from 4 hours). This guarantees a high hourly output for a long period of time.

Produces sought-after firewood and kindling

Firewood and kindling every second

- Bagging type loose or stacked
- Produces up to 100 bags/hour

- Processes round and squared timber



AutoSplit 250 petrol engine with bagging chute

AutoSplit

The ideal automatic machine for producing profitable kindling and firewood (hardwood) from logs up to \varnothing 37 cm.

AutoSplit	250	375
Application	Kindling	Kindling and firewood.
Splitting power max. t	5	11
Splitting cycle sec	approx. 3	approx. 5
Billet lengths cm	12-20	16-42
Power max. m³/h	2	2.5
Knives	V-shaped	X-shaped
Source timber	Softwood	Softwood and hardwood
Timber \varnothing max. cm	\varnothing 25 (round timber) \square 20 (squared timber)	\varnothing 37 (round timber)
Drive types	Tractor E-motor petrol combination	
Technical details	→ from page 56	

Bagging systems for more efficient work flows



Bagging chute

The suitable system for stacked bagging mesh bags.



Bagging frame

The movable double frame for mesh bags with loose bagging.



Watch the AutoSplit in action at:
www.posch.com/en/autosplit

Produces kindling in next to no time

Turns waste wood into profit

Every three or five seconds, AutoSplit turns round and square timber into ready-to-burn firewood and kindling. After production, it can be packed directly into mesh bags or cardboard boxes.

Upvalues short pieces of timber considerably

Use AutoSplit to process timber into sought-after firewood and kindling in next to no time. Load the timber feed chute with the pieces of wood and adjust the desired billet strength steplessly, and the AutoSplit takes care of the rest completely automatically. Every three or five seconds, the knife splits the source material, and the bagging chute or the bagging frame delivers firewood and kindling stacked in bags or loose as requested. For ergonomic working, the working height can be adjusted directly on the rack.

For the ideal processing of short timber

As a standard, the AutoSplit 250 processes timber with a length between 16 and 20 cm and can also be complemented with a short-timber option on request. With the optional single blade, you can also turn short boards or slabs into kindling and make use of wood waste from sawmills. The AutoSplit 375 is the specialist for longer timber up to 42 cm and is so also suited for the occasional processing of firewood.



The net bags in comparison from left to right. Kindling in loose bagging, in stacked bagging and regular firewood.



The plastic alternative. The handy carrying box for your billets – available at www.equisa-verpackung.com

AutoSplit 250

The ideal automatic machine for producing profitable firewood and kindling from logs up to Ø 35 cm.

- **Possible timber lengths** 12–20 cm (AutoSplit 250) or 25–33 cm (AutoSplit 350)
- **Base material** Softwood and occasionally hardwood
- **Processing** of round or squared timber, boards or slabs
- **Bagging systems** loose or stacked
- **Special equipment:**
Version for short timber 12–15 cm, oil cooler, hours counter
- **Construction according to latest standard EN 609-1**



AutoSplit 350 E9D

230 V
400 V



AutoSplit 250

Produces and packs kindling ready for use.

! Special

Article no.	Type	Drive	Power m ³ /h	Splitting cycle sec	Splitting power t	Weight kg	
M6805	E7,5 ^②	7.5 kW E-motor 400V, S6, CEE 16A	max. 1.5 (approx. 75 bags)	~ 4	5	~ 632	
M6835	E3D ^②	3 kW e-motor 230V, S6, dual-stage pump	max. 1 (approx. 50 bags)	~ 5	4.5	~ 620	
M6808C	E9 ^②	9 kW E-motor 400V, S6, CEE 32A incl. oil cooler and low-noise cast iron pump	max. 2 (approx. 100 bags)	~ 3	5	~ 680	
M6810	PZG ^①	Tractor PTO shaft, power consumption 10 kW, max. recommended PTO shaft speed 380 rpm	max. 2 (approx. 100 bags)	~ 3	5	~ 656	
M6818C	PZG-E9 ^{①②}	• PTO shaft, power consumption 10 kW, max. recommended PTO shaft speed 380 rpm • 9 kW E-motor 400V, S6, CEE 32A, silent cast pump	max. 2 (approx. 100 bags)	~ 3	5	~ 750	
M6820	PZG-E7,5 ^{①②}	• Tractor PTO shaft, power consumption 10 kW, max. recommended speed 380 rpm	max. 2 (approx. 100 bags)	~ 3	5	~ 710	
		• 7.5 kW e-motor 400V, S6, CEE 16A	max. 1.5 (approx. 75 bags)	~ 4			
M6845	PZGE-E3D ^{①②}	• Tractor PTO shaft, power consumption 10 kW, max. recommended speed 380 rpm	max. 2 (approx. 100 bags)	~ 3	5	~ 695	
		• 3 kW e-motor 230V, S6, dual-stage pump	max. 1 (approx. 50 bags)	~ 5			
M6830C	B16,4	16.4 kW petrol engine (B&S) with E-starter, consumption: 3.0-3.5 l/h, tank capacity: 8 l, incl. oil cooler	max. 2 (approx. 100 bags)	~ 3	5	~ 738	

① Tractor drive: Three-point linkage cat. I + II, universal joint shaft required

② E-motor: Motor circuit breaker and phase inverter

Special equipment AutoSplit 250

Possible for initial equipment, prices incl. assembly.

! Special

Article no.	Name	Weight kg	
D (SO1012)	Three-point linkage for machines with e-motor	~ 57	
E (SO1014)	Single edge for kindling made of boards or wood slabs	~ 16	
S (SO1011)	Machine version for short logs 12–15 cm	~ 44	
C (SO1013)	Oil cooler recommended for continuous operation (from 4 hours) or for use above 30°C outdoor temperature. Advantage: longer service life of the hydraulic components due to less wear.	~ 13	

Accessory equipment AutoSplit 250

Bagging systems suitable for the basic machine (without bagging unit ex works) for loose and/or stacked billets.

Article no.	Name	Weight kg	
F0002827	Packaging chute (for stacked packaging)	~ 21	
Z9900550	Mesh bag 10 kg (40 x 60 cm), 100 pcs. (for stacked and loose packaging)	~ 3	
F0002828	Movable double frame (for loose packaging)	~ 13	
Z9900554	Mesh bag 25 kg (50 x 80 cm), 100 pcs. (only for loose packaging)	~ 3	
F0002840	Screw-on set for switching from long to short logs 12–15 cm	~ 23	
Z2000636	Walterscheid W-Line universal joint shaft	~ 9	
F0002179	Hour counter for machines with E-drive	~ 1	
F0001806	Hour counter for machines with Z-drive (Reed contact), with speed display	~ 1	

Packaging chute



The suitable system for mesh bags packed with stacks. Item no. F0002827

Packaging frame



The movable double frame for loosely packed mesh bags.

Oil cooler



The oil cooler provides a long service life. Item No. C (optional for M6805, M6835, M6810, M6820 and M6845)

AutoSplit 375 NEW

The new splitting machine for firewood and kindling

- **15 % higher splitting power** max. 11 t
- **Base material** soft- and hardwood
- **Round logs** max. \varnothing 37 cm
- **Square timber** max. \square 30 × 30 cm
- **Billet lengths** from 16 to 42 cm / 8 to 16"
- **Billet edge length** adjustable 2 – 15 cm
- **Adjustable splitting stroke**
(for 20, 25 and 33 cm length)
- **Wedge X-shaped**
- **Splitting cycle** approx. 5 sec
- **Transport** via forklift pockets or towing eyes
- **Dual stage cast iron pump**
- **Oil cooler ***



AutoSplit 375 E9



AutoSplit 375

Select the right debarking machine based on drive type. Construction according to standard EN 609-1.

* Oil cooler is not included in PZG drive versions!

! Special

Article no.	Type	Drive	Output loose m ³ /h	Splitting cycle sec	Splitting power t	Weight kg	
M6806C	E9 ^②	9-kW E-motor 400V, S6, CEE 32A, dual-stage pump including oil cooler	max. 1.5–10 * (approx. 100 bags)	~ 5	11	~ 1,142	
M6836C	B16,5	16.5-kW petrol engine (Honda) with electric start, consumption: 3.0–3.5 l/h, tank capacity: 30 l incl. oil cooler	max. 1.5–10 * (approx. 100 bags)	~ 5	11	~ 1,216	
M6816	PZG ^①	PTO shaft, power consumption 17 kW, max. recommended PTO shaft speed 380 rpm	max. 1.5–10 * (approx. 100 bags)	~ 5	11	~ 1,142	
M6821C	PZG-E9 ^{①②}	· PTO shaft, power consumption 17 kW, max. recommended PTO shaft speed 380 rpm · 9-kW E-motor 400V, S6, CEE 32A, dual-stage pump including oil cooler (for E-drive)	max. 1.5–10 * (approx. 100 bags)	~ 5	11	~ 1,341	

* Attention! The stated m³/h performance refers to kindling and firewood production

Special equipment

Possible for initial equipment, prices incl. assembly.

! Special

Article no.	Name	
C (SO1013)	Oil cooler recommended for article no. M6816 (PZG drive) for continuous operation (from 4 hours) or use in outside temperatures exceeding 30°C. Advantage: Longer service life of hydraulic components thanks to lower wear.	

① Tractor drive: Universal joint shaft required, three-point linkage cat. I + II

② E-drive: with motor circuit breaker and phase inverter

* Oil cooler is not included in PZG drive versions!

Accessory equipment

Article no.	Name	Weight kg
F0004842	Basic packaging module with rotating packaging aid ! ATTENTION: one of the following packaging chutes is required for the work process!	~ 40
F0004843	Packaging chute for billet lengths of up to 25 cm for mesh bag sizes 50 – 55 cm x 50 – 80 cm ! ATTENTION: The base packaging module (Article no. F0004842) is required for the work process.	~ 26
F0004844	Packaging chute for billet lengths of up to 33 cm for mesh bag sizes 50 – 55 cm x 50 – 80 cm ! ATTENTION: The base packaging module (Article no. F0004842) is required for the work process.	~ 12
F0004845	Packaging chute for billet lengths of up to 42 cm for mesh bag sizes 50 – 55 cm x 50 – 80 cm ! ATTENTION: The base packaging module (Article no. F0004842) is required for the work process.	~ 17
F0004857	Movable 2-part frame (for loose packaging), only for kindling 20 - 25 cm in length	~ 15
Z9900554	Netzsäcke mit Zugband für bis zu 25 kg (50 x 80 cm), VPE: 100 Stk. (nur für lose Verpackung)	~ 3,3
Z2000636	Walterscheid W-Line universal joint shaft	~ 8,5
F0002179	Hour counter for machines with E-drive	~ 1
F0001806	Hour counter for machines with Z-drive, with speed display	~ 1

ACCESSORIES FOR VARIOUS BILLET LENGTHS



Depending on the billet length produced, we offer corresponding packaging chutes.

Article no. F0004843 for billet lengths of up to 25 cm

Article no. F0004844 for billet lengths of up to 33 cm

Article no. F0004845 for billet lengths of up to 42 cm

SWIVELLING PACKAGING MODULE



In addition to the packaging chute, you can put the bags onto the module and tie them after stacking the billets.

Article no. F0004842

Keep Cool!

COMPACT STORAGE

A dual stage cast iron pump & an oil cooler ensure the **long service life** of the hydraulic components.



For transport and storage, the log chutes can be folded up to take up less space.



Paldu

More information:
www.paldu.com

Supreme quality, lowest price

Paldu – A POSCH quality product

All Paldu wood splitters & log saws are manufactured according to the same quality standards in the POSCH factory in Leibnitz in Southern Styria.

For more than 70 years, POSCH has been developing equipment that makes hard work easier. With patented and unique solutions you find nowhere else. Paldu was born in 2004. Green apple green, compact, but equally powerful: Paldus are responsible for “domestic” firewood processing. Splitting and cutting firewood at an affordable price in the same way as one of the professional power packs from POSCH!

**A range of products
for your firewood! Just make your
firewood yourself – with the Paldu
wood splitters and log saws.**

From wood splitters to log saws: The Paldu range of products is guaranteed to offer you just the machine you need. These machines are extremely sturdy and designed for longevity. Their design, too, is just as clever as that of their professional siblings: Their ergonomic construction makes hard work comfortable and easy!

Paldu wood splitters – The affordable alternative

Paldu wood splitters – the affordable alternative

Apart from the retaining tip and the safety manual control, these log splitters are also equipped with a retaining claw as standard. A log lifting device makes work a lot easier.

And for all those who are looking for even more ease of work, we offer handy optional accessories such as a cable winch and a chainsaw holder.

Compact and fast

Fast feeding and return speeds, no idle thanks to adjustable splitting stroke. Two feeding speeds or AutoSpeed increase your work speed (from 15Z model). For transport and compact storage, the cylinder can be lowered.



PALDU



Paldu log saws – stable value, premium quality & long-lasting

These firewood saws are powder-coated and made from steel, providing a long service life.

Effortless and easy on your back: You will appreciate the extremely smooth rocker after a few hours of work. Better safe than sorry: A safety guard above the sawing area prevents your hands from reaching the danger area.

NEW: Now also available with a conveyor belt!

How about loading your firewood directly after cutting it? The Paldu saw is now available with a directly attached 4-m conveyor belt – without having to add support legs or make any setup changes. The saw is ready for use in seconds.

The support legs provide maximum stability when cutting wood. The saw can be transported easily and quickly via the fork lift supports or three-point linkage.



Paldu**WOOD SPLITTER 1100**

SPLITTING POWER
12–19 t



BILLET LENGTH
Up to 110 cm



WEIGHT
from 274 kg

CYLINDER CAN BE LOWERED
For ease of transport & compact storage

OPTIONAL CABLE WINCH
for even more comfort

INDUSTRIAL GREY CAST PUMP
Smooth & long service life

FAST FEEDING AND RETURN SPEED / AUTOSPEED

ADJUSTABLE SPLITTING STROKE
To split shorter logs

COMFORTABLE LOG FIXING DEVICE
With retaining claw or retaining tip

LOG LIFTING DEVICE
Easy on your back

Paldu wood splitter 1100-15Z
with cable winch

**Paldu wood splitter 1100-12Z**

Hydraulic firewood splitter for billet production at home and on the farm.
Construction according to latest standard EN 609-1.

**V2
Speed**

Article no.	Type	Drive	Max. punching speed cm/s Feed step 1/2 return speed		Splitting force t	Weight kg
M6602N	PZG-V2 ^①	PTO drive, oil pump with a throughput of 23 l/min. at 380 rpm, permanently mounted, power required: 9.5 kW, universal joint shaft required	8 / 16	15	12	~ 310
M6604N	PZG-E5.5 V2 ^{①②}	PTO drive, oil pump with a throughput of 23 l/min. at 380 rpm, permanently mounted, power required: 9.5 kW, universal joint shaft required, 5.5 kW E-Motor 400 V, S6, CEE 16 A,	8 / 16 5 / 10	15 9	12	~ 348
M6600N	PS-V2 ^②	Tractor hydraulics, size 3 hydraulic sleeve for forward and return movement required. Complete with connection tubes and hydraulic plug. Non-pressurised return movement necessary! Max. pump throughput 16 l/min	5 / 11	10	12	~ 286

Technical details

- **Max. billet length** 110 cm
- **Splitting knife length** 24 cm
- **Cylinder stroke** 100 cm
- **Tank capacity** 16 l hydraulic oil
- **Height transport position** 186 cm
- **Height work position** 253 cm

Accessories

More power and user-friendliness for woodwork

Article no.	Name
F0003949	Retrofitting kit for E-drive 5.5 kW E-motor 400 V
Z2000635	Universal joint shaft
F0003939	Paldu power saw bracket

Paldu**WOOD SPLITTER 1100**

Wood splitter 1100-15Z

Paldu wood splitter 1100-15Z

Hydraulic firewood splitter for billet production in home and on the farm.
Construction according to latest standard EN 609-1.

**Auto
Speed**

Article no.	Type	Drive	Max. stamp speed cm/s Feed step 1/2 return speed	Splitting force t	Weight kg
M6612N	PZG-R ^①	PTO drive, oil pump with a throughput of 33 l/min. at 540 rpm, permanently mounted. Power required: 12 kW, universal joint shaft required	8 / 14 17	15	~ 380
M6614N	PZG-E5.5D-R ^{①②}	PTO drive, oil pump with a throughput of 33 l/min. at 540 rpm, permanently mounted. Power required: 12 kW, universal joint shaft required, 5.5 kW E-Motor 400 V, S6, CEE 16 A	8 / 14 3 / 14 17	15	~ 432
M6616N	E5.5D-R ^②	5.5 kW E-motor 400 V, S6, CEE 16 A	3 / 14 17	15	~ 350
M6610N	PS-R ^②	Tractor hydraulics, Size 3 hydraulic sleeve for feed and return required. Complete with connection tubes and hydraulic plug. Non-pressurised return movement necessary! Max. pump throughput 30 l/min	7 / 13 15	15	~ 320

Technical details

- **Max. billet length** 110 cm
- **Splitting knife length** 24 cm
- **Cylinder stroke** 100 cm
- **Tank capacity** 30 l hydraulic oil
- **Height transport position** 190 cm
- **Height work position** 257 cm

Retaining claw

With the standard retaining claw, the billet is safely fixed and work is greatly facilitated.

Accessories for Wood splitter 1100-15Z

More power and user-friendliness for woodwork

Article no.	Name
F0003947	Add-on kit for E-drive 5.5 kW E-motor 400 V
Z2000635	Universal joint shaft
F0003939	Paldu power saw bracket

Paldu power saw bracket

Power saw always safe to transport and ready at hand thanks to bracket (F0003939).

- ① Tractor drive: Universal joint shaft required, three-point linkage cat. I + II
 ② E-drive: with motor circuit breaker and phase inverter

- ② Tractor drive: Three-point linkage category I + II

Paldu**LOG SPLITTER 1100**

Wood splitter 1100-19Z
in transport position

Paldu wood splitter 1100-19Z

Hydraulic firewood splitter for billet production in home and on the farm.
Construction according to latest standard EN 609-1.

**Auto
Speed**

Article no.	Type	Drive	Max. stamp speed cm/s Feed step 1/2 return speed		Splitting force t	Weight kg
M6622N	PZG-R ^①	PTO drive, oil pump with a throughput of 33 l/min. at 540 rpm, permanently mounted. Power required: 14 kW, universal joint shaft required	7 / 14	14	19	~ 430
M6624N	PZG-E5.5D-R ^{①②}	PTO drive, oil pump with a throughput of 33 l/min. at 540 rpm, permanently mounted. Power required: 14 kW, universal joint shaft required, 5.5 kW E-Motor 400 V, S6, CEE 16 A	7 / 14 3 / 14	13	19	~ 466
M6626N	E5.5D-R ^③	5.5 kW E-motor 400 V, S6, CEE 16 A	3 / 14	13	19	~ 355
M6620N	PS-R ^②	Tractor hydraulics, Size 3 hydraulic sleeve for feed and return required. Complete with connection tubes and hydraulic plug. Depressurised return required! Max. pump throughput 30 l/min	6 / 13	12	19	~ 398

Technical details

- **Max. billet length** 110 cm
- **Splitting knife length** 24 cm
- **Cylinder stroke** 100 cm
- **Tank capacity** 30 l hydraulic oil
- **Height transport position** 190 cm
- **Height work position** 257 cm

Accessories for Wood splitter 1100-19Z

More power and user-friendliness for woodwork

Article no.	Name
F0003948	Retrofitting kit for E-drive 5.5 kW E-motor 400 V
Z2000635	Universal joint shaft
F0003939	Paldu power saw bracket

Two-hand controls



Our two-hand controls allow for safe work, always keeping your hands out of the danger area. When processing shorter logs, simply adjust the splitting stroke accordingly: This reduces the splitting knife's travel and helps you save time.

- ① Tractor drive: Universal joint shaft required, three-point linkage cat. I + II
- ② Tractor drive: Three-point linkage category I + II
- ③ E-drive: with motor circuit breaker and phase inverter

Effortless work

Improve your work with ingenious accessories



Cable winch

Effortless work with the available rope winch on models from 1100-15Z up. Pull every heavy log to the machine and bring it into spitting position with ease and entirely without any effort on your side.

Article no.	Name
HC (SO1138)	Cable winch, manually activated, 20 m cable, 500 kg pulling force. Cable payout max. 80 cm/s, weight approx. 70 kg.
F0003962	Gripper for cable winch, for log diameters up to 65 cm, approx. 8 kg
F0003971	Gripper for cable winch, for log diameters up to 80 cm, approx. 8 kg
F0002605	Two logging hooks With 1-m chain
F0003978	Adapter cable 3- on 7-pin

Can only be used with PTO drive, not possible with Z/E-machines in E-operation! 12V connection on tractor required.

Paldu TILTING SAW



BUILT-IN PROTECTION FUNCTION

Prevents your hands from contacting the saw blade

EXTREMELY SMOOTH ROCKER

Effortless and easy on your back

POWDER-COATED SOLID STEEL DESIGN

stable value, premium quality and long-lasting

SOLID RUBBER WHEELS Ø 30 CM

For E-drive | Three-point linkage
For PTO drive



CUTTING Ø
up to 24 cm



BILLET LENGTH
up to 120 cm



SAW BLADE Ø
70 cm

Paldu tilting saw

Choose the right table saw according to the drive system.

Article no.	Type	Drive	Weight kg
M1245S	E4-400 ²	4-kW E-motor 400V, S1, CEE 16 A	~ 145
M1248S	Z ¹	Tractor, min. power required 5 kW, Max. PTO shaft speed 540 rpm	~ 210

Optional equipment

Only possible with initial equipment, incl. installation

Article no.	Name
W (SO1043)	Surcharge for log saw with a Ø 70 cm WIDIA log saw blade, 84 teeth (Z1300103), instead of the standard log saw blade. Advantage: Cutting power increased by 50 % for hardwood, noise-reducing

The optional brakes for the saw with E-motor hold the saw in place when working on level and smooth surfaces. Release the brakes with your foot. | Item no. F0003910

Accessories

More power and user-friendliness for woodwork

Article no.	Name
Z2000635	Walterscheid W-Line universal joint shaft
Z1300080	Log saw blade Ø 70 cm, 56 teeth, chromium alloy, as standard
Z1300103	Log saw blade Ø 70 cm, 84 teeth, WIDIA
F0004608	Rocker extension (right on removal side) to cut logs up to 50 cm in length
F0003910	Wheel brake for machines with E-drive
F0004610	Transport aid for machines with Z-drive

Paldu**TILTING SAW WITH CONVEYOR BELT**

CUTTING Ø
up to 24 cm



BILLET LENGTH
up to 120 cm



SAW BLADE Ø
70 cm

**EXTREMELY SMOOTH
ROCKER**
Effortless and
easy on your back

**4-M CONVEYOR BELT –
DIRECTLY ATTACHED**
Ready for work in
seconds

**STURDY
LONGITUDINAL STOP**
Billet length precisely
adjustable from 20 – 52 cm

SUPPORT LEGS
For maximum
stability



Paldu tilting saw with conveyor belt

Choose the right table saw according to the drive system. Data incl. 4-m conveyor belt, 30 cm wide
Discharge height 170-280 cm. Tilt manually adjustable between 20-40°.

Article no.	Type	Drive	Weight kg
M1248SF4S	Z-F4 ^①	Tractor, min. power required 7 kW, PTO shaft speed 540 rpm, conveyor drive via tractor hydraulics, max. 20 l/min.	~ 450

Optional equipment

Only possible with initial equipment, incl. installation

Article no.	Name
W (S01043)	Surcharge for log saw with a Ø 70 cm WIDIA log saw blade, 84 teeth (Z1300103), instead of the standard log saw blade. Advantage: Cutting power increased by 50 % for hardwood, noise-reducing

Accessories

More power and user-friendliness for woodwork

Article no.	Name
Z2000635	Walterscheid W-Line universal joint shaft
Z1300080	Log saw blade Ø 70 cm, 56 teeth, chromium alloy, as standard
Z1300103	Log saw blade Ø 70 cm, 84 teeth, WIDIA

- ① Tractor drive: Universal joint shaft required, three-point linkage cat. I + II
② E-drive: with motor circuit breaker and phase inverter



Cutting with true precision

POSCH saws and automatic saws make the processing of any volume of firewood easy.

The portfolio of high-quality machines ranges from mechanical saws for the smooth cutting of firewood to the semi-automatic EasyCut and the fully automatic SmartCut.



Tilting saw

The classic

see page 76



Roller-bench saw

For more convenience

see page 82



UniCut

UniCut the all-round saw

see page 86



Tilting saw with conveyor belt

The entry-level model

see page 96



WippCut

Cutting and loading directly

see page 100



EasyCut

The semi-automatic saw

see page 104



SmartCut

The fully automatic saw

see page 108



AutoCut

The automatic firewood processor



All details on AutoCut:
www.posch.com/en/autocut



Watch POSCH saws in action at:

www.posch.com/en/Cutting

Safe and faster cutting

The mechanical saws. Robust and powerful.

For every task and every method, POSCH circular saws meet highest demands.



Measuring wood moisture

The residual moisture of firewood is measured in the core of a billet. Ideally, the billet is split in the middle right before the measurement.

Thanks to their sturdy construction, our saws are made to last generations. With various drive options, they consistently complete their tasks in continuous operation while the compact all-steel design guarantees a long service life. The chromium alloy saw blade with a diameter of 70 cm cuts firewood up to 24 cm. The large solid rubber wheels with a diameter of 30 cm

For particularly long sawing times and reduced noise levels, the WIDIA high-performance saw blades are your first choice.

or the three-point linkage enable convenient transportation, and you can start working fast. The tilting saws ensure additional safety during the cutting process. For example, the design of the easy-to-use rocker prevents the wood from turning. And the height-adjustable rocker handle ensures optimum ergonomic conditions for users of any height.

Easy-to-use firewood cutting with ball bearing mounted rocker

Sturdy and safe tilting saw

With every movement, this saw produces firewood of the desired length from logs. With the direct drive or the smoothly running V-belt drive, it consistently does a good job in continuous operation as well. The compact all-steel design guarantees a long service life of the machine.

One safe handle

Thanks to the standard safety handle, the danger area is covered completely, which safely prevents one from reaching into the saw blade. The rocker's ball bearing makes it easy to operate. Additionally, the handle is height adjustable, adapting neatly to every operator.



Safety flap with ergonomic height adjustment: The danger area is covered.

CUTTING



Easy transport and safe firewood production: the roller bench saw in action.

The safe saw with roller bench function

The jack of all trades for home & farm

This roller bench circular saw's ball bearing mounted bench guide ensures optimum ease of use and fast firewood production. Billets can be safely placed on the large bench while the new safety flap which comes as standard guarantees safe billet guidance.

The sharpening and cutting saw UniCut

One table saw – three options

Use the UniCut to turn logs into fence posts in no time: Use the saw blade to sharpen the round logs and, if needed, split them in the middle. Perfect for all kinds of fences – for natural fences or to create pastures for your livestock. In addition to wooden posts, would you like to produce firewood and make longitudinal cuts? Optional extensions make this saw truly flexible.



Truly universal – optionally, you can cut firewood and cut panels longitudinally.

Rely on the best principle for each step

The ideal log saw for each application

- Lengthwise or firewood cutting
- Chromium alloy or WIDIA saw blade 70 cm
- Direct or V-belt drive
- Movable on solid rubber wheels ø 30 cm or three-point-linkage



Tilting saw with PTO drive

Tilting saw

The sturdy firewood saw with rocker.

Tilting saw

Application	Firewood cutting
Saw blade	Chromium alloy 70 cm as standard
Cutting diameter max. cm	24 firewood cutting
Weight min/max kg	156 / 270
Transportation	Solid rubber wheels ø 30 cm
Drive types	<ul style="list-style-type: none"> ⊗ Tractor ⚡ E-motor ⊗⚡ combination ⛽ petrol
Special equipment	<ul style="list-style-type: none"> ○ WIDIA saw blade ○ Hip roller ○ Chassis ○ Add-on conveyor belt
Technical details	→ from page 76



Roller bench saw RE 5.5 V-belt drive

Roller bench saw

The firewood saw with roller bench.

Roller bench saw

Application	Firewood cutting
Saw blade	Chromium alloy 70 cm as standard
Cutting diameter max. cm	24 firewood cutting
Weight min/max kg	172 / 303
Transportation	Solid rubber wheels ø 30 cm
Drive types	<ul style="list-style-type: none"> ⊗ Tractor ⚡ E-motor ⊗⚡ combination
Special equipment	<ul style="list-style-type: none"> ○ WIDIA saw blade ○ Chassis ○ Add-on conveyor belt
Technical details	→ from page 82

Order right now:

WIDIA log saw blade with 84 teeth for a 50% increase in cutting power for hardwood and considerable noise reduction.

Details from page 89 onwards.



More safety and ease of use with the innovative EasyCut cutting principle

This saw with the automatic timber feed makes firewood processing considerably more convenient and delivers finished billets ready for the stove via the conveyor belt. Discover all benefits of this new sawing principle from page 102 onwards.



400 V



400 V



UniCut

The new all-round saw.

UniCut

Application	To produce fence posts, optionally to process firewood and make longitudinal cuts
Saw blade	70 cm as standard
Cutting diameter max. cm	24 firewood cutting
Weight min/max kg	165 / 316
Transportation	Solid rubber wheels ø 30 cm
Antriebsarten	Tractor E-motor combination
Special equipment	WIDIA saw blade Chassis Add-on conveyor belt
Technical details	→ from page 86

Chip extraction system

For a neat workplace.

Chip extraction system

Application	in combination with circular saws, automatic firewood saws and split cutter
Material	Blower rotor made of solid steel
Flow capacity	1,500 m³/h
Weight min/max kg	95 / 100
Transportation	Solid rubber wheels ø 30 cm
Drive types	Tractor E-motor
Technical details	→ from page 79

Tilting saw – the sturdy and easy-to-use classic

Efficient



24 cm

Cutting diameter max.

Compact



156 kg

Weight min.




Safe and fast cutting

All-steel design for particularly long service life



1 Easy-to-use rocker with ergonomic handle

The ball bearing mounted rocker is easy to use and very stable at the same time. It can be optimally adjusted to the operator by means of the height-adjustable handle.



2 Special rocker shape for smooth cutting

The design of the rocker prevents billets from turning so that the saw blade cannot get stuck. The integrated log length display helps you cut precisely dimensioned billets in a safe and consistent manner. With the new optional downholder the wood can be even better retained during cutting.



3 A handle for more safety

The safety handle prevents you from inadvertently reaching into the saw blade; the danger area is covered. Using the new standard switching function the operator can select whether the safety cover remains closed automatically during cutting or opens after every cutting process.



4 Easier transportation to the work site

The large solid rubber wheels make transportation of the tilting saw really easy. The models with PTO drive and three-point linkage comprise a special transport aid as standard.



5 Sturdy and compact design

The high-quality all-steel design copes with any volume of firewood, and combined with the V-belt drive models, it ensures an optimum cutting speed and a higher hourly output.



6 Good stability with integrated brake

The brake fixes the tilting saw while in operation and retains the wheels accordingly. It can be released quickly again as a matter of course, and the tilting saw can be moved easily.

Tilting saw

The sturdy and safe rocker-equipped firewood saw.

- **Application** firewood cutting
- **Cutting diameter max.**
24 cm (firewood cutting)
- **Transportation** Solid rubber wheels ø 30 cm
- **Drive variants:** Direct drive,
V-belt drive, PTO drive, petrol engine
- **Ball bearing mounted rocker**
- **Transport aid** for machinery with
three-point linkage
- **Special equipment:** WIDIA saw blade,
hip roller, chassis, add-on conveyor belt
- **Construction according to latest
standard EN 1870-6**



Tilting saw WKE 5.5 GS with standard safety handle, optional rocker extension (F0003779) and waist roller (F0003775)

Tilting saw WE 5.5

400 V



Tilting saw with direct drive

The light-weight and sturdy firewood saw.

Article no.	Type	Drive	Weight kg
M1361HS	WE 5,5 ^②	5.5 kW e-motor 400V, S6, CEE 16A	~ 156

⚠ Order **WIDIA log saw blade (W)** for 50% higher cutting performance and considerable noise reduction right now!

❓ Direct drive

Saw blade mounted on the motor shaft with direct transmission of the motor power to the saw blade.



Tilting saw with V-belt drive

For optimum cutting speed and higher hourly output.

Article no.	Type	Drive	Weight kg
M1356HS	WKE 5,5 ^②	5.5 kW e-motor 400V, S6, CEE 16A, two high-performance V-belts	~ 174
M1349HS	WKE 7,5 ^②	7.5 kW e-motor 400V, S6, CEE 16A, two high-performance V-belts	~ 186

⚠ Order **WIDIA log saw blade (W)** for 50% higher cutting performance and considerable noise reduction right now!

❓ V-belt drive

For optimum cutting speed, increased cutting performance and less required force. The motor is connected with the saw blade by means of the V-belt and is overload-protected.



① Three-point linkage cat. I + II, incl. transport aid

② E-drive: with motor circuit breaker and phase inverter

③ Petrol engine: incl. transport aid

Tilting saw with PTO drive

The all-round log saw with angular gear and V-belt drive for private households and farms

Article no.	Type	Drive	Weight kg
M1365HS	WZ ^①	Tractor PTO shaft max. PTO speed 540 rpm	~ 214
M1370HS	WZE5,5 ^{①②}	• Tractor PTO shaft, max. PTO speed 540 rpm • 5.5 kW e-motor 400V, S6, CEE 16A, two high-performance V-belts	~ 254
M1379HS	WZE7,5 ^{①②}	• Tractor PTO shaft, max. PTO speed 540 rpm • 7.5 kW e-motor 400V, S6, CEE 16A, two high-performance V-belts	~ 264

(!) Order **WIDIA log saw blade (W)** for 50% higher cutting performance and considerable noise reduction right now!

Tilting saw with petrol engine

With V-belt drive via 4-stroke petrol engine.

Article no.	Type	Drive	Weight kg
M1245HS ^③	WB10,3	10.3 kW-(B&S) 4-stroke petrol engine, electric start, consumption: 2.0–2.5 l/h, tank capacity: 6.6 l	~ 218

(!) Order **WIDIA log saw blade (W)** for 50% higher cutting performance and considerable noise reduction right now!

Special equipment

Valid for initial equipment, incl. assembly.

Article no.	Name
A (SO1232)	Ready-to-use longitudinal stop assembly on the saw incl. standard rocker conversion kit (for HS model)
N (SO1336)	Downholder (can be activated and deactivated) to retain wood during cutting (e.g. for multiple cuts or several logs)
W (SO1043)	Surcharge for circular saw with a WIDIA circular saw blade Ø 70 cm, 84 teeth (Z1300103), instead of the standard circular saw blade. Benefit: 50% higher cutting performance with hardwood, noise-reducing.
D (SO1259)	Three-point attachment for tilting saw type WB/WE/WKE
Y (SO1280)	Star-delta switching for the drive by way of generating set or soft start for directly operated tilting saw (suitable for 5.5 kW e-motors)
F0003732	Tractor chassis 10 km/h, for WZ/WZE-drive, model HS

*E/B-drive **Z/ZE-drive


? PTO drive

With tractor drive alone or in combination with an E-motor, this variable solution also works independently of the power supply.



? Petrol engine

Driven by a V-belt via the 4-stroke petrol engine, this multi-purpose solution constitutes a powerful unit that can be used everywhere independently of the power supply.



Suitable conveyor belts

Ideal for fast and easy loading of finished firewood on the trailer or in a PackFix.

See page 134

Adjustable longitudinal stop



Optional adjustable longitudinal stop, model HS: from 20 to 34 cm.

Item no. F0004128 and item A for a ready-to-use assembly (only for original equipment)

Maximum manoeuvrability



The transport aid (standard with Z/ZE and B drive) allows for quick transportation of the tilting saw to the workplace.

Unbeatable independence



The tilting saw with petrol engine can be used everywhere and quickly produces the desired firewood.

Accessory equipment tilting saw

Article no.	Name
Z2000635	Walterscheid W-Line universal shaft
F0003775	Hip roller
Z1300080	Circular saw blade Ø 70 cm, 56 teeth, chromium alloy, as standard
Z1300103	WIDIA circular saw blade Ø 70 cm, 84 teeth
F0004128	Adjustable longitudinal stop, retrofittable, model "HS": from 20 to 34 cm, model "H": from 18 to 34 cm
F0003887	Retrofitting the three-point extension for the existing tilting saw WE/WKE in "H/HS" construction
F0004402	Downholder (can be activated and deactivated) to retain wood during cutting (e.g. for multiple cuts or several logs). Retrofittable from April 2019, model "HS"
F0003773	Chip extraction connection Ø 10 cm for E-drive, model "H/HS"
F0003774	Chip extraction connection Ø 10 cm for machines with Z/ZE-drive, model "H/HS"
F0003733	Hour counter for Z-/ZE-drive (Reed contact)
F0003534	Hour counter for E-drive machines with 400V, "HS" model
F0003835	Transport aid for circular saw with e-motor, model "H-HS" (standard with Z-/ZE- and B-drive)
F0003779	Tilting extension with roller to cut logs of up to 200 cm, incl. Bracket to store extension, model "H/HS"

! **Handy accessory equipment:** chip extraction blower for a neat workplace (for details, see page 79)

Saw blades manual log saws

For firewood cutting, bore 30 mm

Article no.	Name
Z1300042	WIDIA Circular saw blade Ø 50 cm, 72 teeth
Z1300050	Circular saw blade Ø 60 cm, 56 teeth, chromium alloy
Z1300072	WIDIA Circular saw blade Ø 60 cm, 40 teeth
Z1300073	WIDIA circular saw blade Ø 60 cm, 78 teeth
Z1300080	Circular saw blade Ø 70 cm, 56 teeth, chromium alloy, as standard
Z1300105	WIDIA circular saw blade Ø 70 cm, 42 teeth
Z1300103	WIDIA circular saw blade Ø 70 cm, 84 teeth
SO265	Surcharge for bigger bore

Quick and safe working



The ergonomic, height-adjustable safety handle safely covers the danger zone. The soft hip roller (F0003775) ensures effortless cutting.

For a safe grip



The tilting extension (F0003779) makes sure that even long billets are held safely. A billet can easily be transported to the next step with the rollers.

For even more power



The special WIDIA hard metal saw blades ensure a longer useful life and are considerably less noisy. More saw teeth ensure easy cutting and less wear and tear.

Chip extraction system

Keeping your work area clean.

- **Powerful HP drive or electric motor**
- **Impeller made of solid steel**
- **Mobile** thanks to solid rubber wheels \varnothing 30 cm and transport handle
- **High air flow performance** – up to 1,500 m³/h*
- **Dimensions** 67 × 75 × 107 cm (l × w × h)
- **2-m suction hose** \varnothing 15 cm and **10-m pressure hose** \varnothing 15 cm
- **Reducing ring** from \varnothing 15 to \varnothing 10 cm for the suction hose
- **Rotation range** of pressure joint 270° in 10 steps
- **Perfect in combination with our Zyklon 350** for firewood processors up to a log diameter of max. 41 cm (e.g. POSCH SpaltFix S-375, K-415, S-415) as well as log saws, automatic firewood saws and firewood processor



400V



TIP:

The collected chips can be processed further.

Chip extraction system 350S

The chip extraction system can be used in combination with all circular saws, automatic firewood saws (e.g. POSCH EasyCut, SmartCut, AutoCut) and firewood processors (e.g. POSCH SpaltFix – up to and incl. SpaltFix S-415).

Article no.	Type	Drive	Weight kg
M7386	E3-400	3 kW E-motor 400V, S1, CEE 16A Incl. switch with 10 m cable to operate the chip extraction on the saw. ! Please note: The blower must not be used in enclosed spaces!	~ 100
M7387	PS	Tractor hydraulics, size 3 hydraulic sleeve for forward and return movement required. Incl. current regulator, hydraulic free wheeling system and geared motor, 2,800 rpm. Hydraulic connection for 20 – 60 l/min., max. 150 bar. ! Please note: The blower must not be used in enclosed spaces!	~ 95

(!) Matching chip extraction connectors are listed next to the respective saw in the “accessories” table.

Chip extraction system accessories

Article no.	Name
F0002791	\varnothing 10 cm chip extraction connector for tilting table saw E-drive, model “G/H”
F0004604	\varnothing 10 cm chip extraction connector for tilting saw with conveyor belt with Z-/ZE-drive
F0003773	\varnothing 10 cm chip extraction connection for tilting saw with E-drive, model H/HS
F0002195	\varnothing 15 cm chip extraction connection 15 cm for tilting saw PLUS
F0004088	\varnothing 10 cm chip extraction connection for rolling table saw and UniCut with Z-/ZE-drive
F0002860	\varnothing 10 cm chip extraction connection for roller bench saw and UniCut with E-drive
F0004426	\varnothing 15 cm chip extraction connection for WippCut
F0004384	\varnothing 15 cm chip extraction connectio , optimal for SpaltFix K-415
F0004069	Reducing ring from \varnothing 15 cm to \varnothing 10 cm for the chip extraction connector, matching SpaltFix S-375

Chip extraction unit for circular saws and SpaltFix (up to and incl. SpaltFix S-415)



The accruing chips are extracted by means of a suction hose (\varnothing 15 cm) and a pressure hose (\varnothing 15 cm).



The extraction system is highly flexible thanks to its transport handle and solid rubber wheels.



In just a few steps, the pressure joint can be adjusted by a total of 270°.

Roller bench saw – The safe saw with roller bench function

Efficient



24 cm

Cutting diameter max.

Compact



172 kg

Weight min.



The classic with new safety flap

Cut effortlessly and in safety



1 Low effort during cutting

The smooth running, ball bearing mounted table guide with end position damping ensures optimum ease of use. Every billet is easily passed through the saw blade and returns to the initial position in a flowing movement.



2 Large saw bench for safe support

Material to be cut can be kept safely on the large 150 x 85 cm support table. It offers enough space for comfortable sawing.



3 One handle for more safety

The standard safety handle prevents you from touching the saw blade by mistake, the danger area is covered.



4 Ready for use on the entire farm

The roller-bench saw can easily be transported to the work site. More light-weight models are equipped with large solid rubber wheels as standard. The PTO drive model with three-point linkage comprises a transport aid.



5 Longitudinal and transverse saw drive possible

The roller bench saw is equipped with an angular gear as standard. This makes it possible to use it even at an angle to the tractor.



6 Good stability with integrated brake

The brake (on models with e-drive) fixes the saw during operation and secures the wheels accordingly. It can be released quickly again as a matter of course, and the roller bench saw can be moved easily.

Roller-bench saw

The safe saw with roller bench function.

- **Application** firewood cutting
- **Cutting diameter max.**
24 cm (firewood cutting) / 21.5 cm (longitudinal cutting)
- **Transportation** Solid rubber wheels ø 30 cm
- **Drive variants** direct drive, V-belt drive, PTO drive
- **Ball bearing mounted table guide with end position damping**, table size 150x85 cm
- **Transport aid** for machinery with three-point linkage
- **Special equipment** WIDIA saw blade, chassis, add-on conveyor belt
- **Construction according to latest standard EN 1870-6**



Roller bench saw RE 5.5



400 V



Roller-bench saw with direct drive

Sturdy roller-bench log saw with direct drive.

Article no.	Type	Drive	Weight kg
M1117HS	RE 5,5 ²	5.5 kW e-motor 400 V, S6, CEE 16A	~ 172

(!) Order **WIDIA log saw blade (W)** for 50% higher cutting performance and considerable noise reduction right now!

? Direct drive

Saw blade mounted on the motor shaft with direct transmission of the motor power to the saw blade.

Roller-bench saw with V-belt drive

For optimum cutting speed and higher hourly output.

Article no.	Type	Drive	Weight kg
M1027HS	RKE 5,5 ²	5.5 kW e-motor 400 V, S6, CEE 16A, two high-performance V-belts	~ 190
M1029HS	RKE 7,5 ²	7.5 kW e-motor 400 V, S6, CEE 16A, two high-performance V-belts	~ 202

(!) Order **WIDIA log saw blade (W)** for 50% higher cutting performance and considerable noise reduction right now!

? V-belt drive

For optimum cutting speed, increased cutting performance and less required force. The motor is connected with the saw blade by means of the V-belt and is overload-protected.

¹ Three-point linkage cat. I + II, incl. transport aid
Driven by tractor (req. drive speed: 540 rpm) or combined with E-motor, switch with phase inverter. Universal joint shaft required

² E-drive: with motor circuit breaker and phase inverter



Suitable conveyor belts

Ideal for fast and easy loading of finished firewood on the trailer or in a PackFix.

See page 134

Roller-bench saw with PTO drive

The all-round log saw with angular gear and V-belt drive for private households and farms

Article no.	Type	Drive	Weight kg
M1017HS	RZ ①	Tractor PTO shaft max. PTO speed 540 rpm	~ 254
M1035HS	RZE5,5 ①②	· Tractor PTO shaft, max. PTO speed 540 rpm · 5.5 kW e-motor 400 V, S6, CEE 16A, two high-performance V-belts	~ 297
M1036HS	RZE7,5 ①②	· Tractor PTO shaft, max. PTO speed 540 rpm · 7.5 kW e-motor 400 V, S6, CEE 16A, two high-performance V-belts	~ 303

❗ Order **WIDIA log saw blade (W)** for 50% higher cutting performance and considerable noise reduction right now!

PTO drive

With tractor drive alone or on combination with an E-motor, this variable solution also works independently of the power supply.

Special equipment roller bench saw

Valid for initial equipment, incl. assembly.

Article no.	Name
W (SO1043)	Surcharge for circular saw with a WIDIA circular saw blade Ø 70 cm, 84 teeth (Z1300103), instead of the standard circular saw blade. Benefit: 50 % higher cutting performance with hardwood, noise-reducing
F0001817	Tractor chassis 10 km/h, for Z/ZE-drive

Accessory equipment roller bench saw

Article no.	Name
Z2000635	Walterscheid W-Line universal shaft
Z1300080	Circular saw blade Ø 70 cm, 56 teeth, chromium alloy, as standard
Z1300103	WIDIA circular saw blade Ø 70 cm, 84 teeth
F0002860	Chip extraction connection Ø 10 cm for models "F/H/HS" with E-drive
F0004088	Chip extraction connection Ø 10 cm for machines with Z-/ZE-drive, model "F/HS"
F0003540	Hour counter for machines with Z-/ZE-drive (Reed contact)
F0003534	Hour counter for E-drive machines with 400V, model "HS"

❗ **Handy accessory equipment:** chip extraction blower for a neat workplace (see page 79) and Hannibal log saw blade (see page 89).

Labour-saving



Easy-to-use, ball-bearing mounted table guide for optimum ease of use.

Three-point hitch



The three-point linkage makes every outdoor use child's play.

Transport aid



A transport aid (standard for PTO drive, optional for e-drive) for comfortable manoeuvring of the roller bench saw on the farm.

UniCut – The no-compromise all-round saw

Efficient



24 cm

Cutting diameter max.

Compact



165 kg

Weight min.



More than a table saw

Universally upgradeable: The new sharpening and cutting saw



1 Large cutting table for safe support

Our 150 x 85 cm table allows you to safely cut and place your pieces of wood. Use our centring aid on the operator side to precisely feed and cut round logs.

NEW



2 Safe sharpening & cutting

Use the Ø 70 cm saw blade to sharpen the round logs and, if needed, split them in the middle. Perfect for all kinds of fences. A transparent polycarbonate enclosure protects you from contact with the saw blade.



3 In-line and transverse operation possible

Our UniCut with three-point linkage can be connected to the tractor vehicle in line or transversely.



4 Robust yet mobile

Despite its solid construction, the UniCut is easy to move with its large 30 cm diameter solid rubber wheels. Machines with PTO shaft drive and three-point linkage come with a transport aid. A brake is included to prevent it from rolling away.

More accessories, more possibilities

Optional firewood cut



Would you like to also produce firewood? You will find the right accessories on page 87.

Optional longitudinal cut



Apart from fence posts, would you also like to perform longitudinal cuts? Our optional extensions on page 87 make this saw truly flexible.

UniCut

The universal log saw for private households and farms.

- **Application** sharpening and cutting saw
- **Cutting diameter** up to 24 cm
- **Saw blade** Ø 70 cm
- **Large cutting table** 150 x 85 cm with ball-bearing mounted table supports for ease of maintenance
- **Drive versions** e-motor with direct or V-belt drive, PTO shaft via aluminium angular gear drive and V-belt
- **Transport** solid rubber wheels Ø 30 cm for E-drive models / via the three-point linkage on the tractor vehicle with transport aid
- **Possible annual output** 250 cubic metres
- **Accessories** chip extraction connection, hour counter, chassis



UniCut



400 V



UniCut

Choose the right table saw according to the drive system. Construction according to standard EN 1870-6.

Article no.	Type	Drive	Max. processing diameter longitudinal cut	Weight kg
M1119HS	E5.5 ²	5.5-kW E-motor 400V, S6, CEE 16A	10	~ 165
M1028HS	KE5.5 ²	5.5-kW-E-Motor 400V, S6, CEE 16A, two high-performance V-belts	10	~ 183
M1030HS	KE7.5 ²	7.5-kW-E-Motor 400V, S6, CEE 16A, two high-performance V-belts	15	~ 195
M1032HS	KE9 ²	9-kW-E-Motor 400V, S6, CEE 32A, two high-performance V-belts	20	~ 215
M1019HS	Z ¹	Tractor, PTO shaft speed 540 rpm, min. power required 7-11 kW	20	~ 247
M1037HS	ZE5.5 ^{1 2}	• Tractor, PTO shaft speed 540 rpm, min. power required 7 kW • 5.5-kW E-Motor 400V, S6, CEE 16A, two high-performance V-belts	10	~ 290
M1038HS	ZE7.5 ^{1 2}	• Tractor, PTO shaft speed 540 rpm, min. power required 9 kW • 7.5-kW E-Motor 400V, S6, CEE 16A, two high-performance V-belts	15	~ 296
M1040HS	ZE9 ^{1 2}	• Tractor, PTO shaft speed 540 rpm, min. power required 11 kW • 9-kW E-Motor 400V, S6, CEE 32A, two high-performance V-belts	20	~ 316

! Order right now: WIDIA log saw blade (W) for 50 % increased cutting performance & significantly lower noise level

1 Tractor drive: Universal joint shaft required, three-point linkage cat. I + II, incl. transport aid

2 E-drive: with motor circuit breaker and phase inverter

Optional equipment & chassis

Only possible with initial equipment, incl. installation

Article no.	Name
W (SO1342)	Surcharge for log saw with WIDIA log saw blade Ø 70 cm, 42 teeth (Z1300105) instead of standard log saw blade. Advantage: Cutting power increased by 50% for hardwood, noise-reducing
Y (SO1280)	Star/delta starting procedure for drive system via power generator / soft starting procedure
F0001817	Tractor chassis 10 km/h, for machines with Z-/ZE-drive

Accessories

More power and user-friendliness for woodwork

Article no.	Name
Z2000635	Walterscheid W-Line universal joint shaft
Z1300080	Log saw blade Ø 70 cm, 56 teeth, chromium alloy, as standard
Z1300105	Log saw blade Ø 70 cm, 42 teeth, WIDIA
F0002860	Chip extraction connection Ø 10 cm for machines with E-drive
F0004088	Chip extraction connection Ø 10 cm for machines with Z-/ZE drive
F0003534	Hour counter for machines with E-drive
F0003540	Hour counter for machines with Z- and ZE-drive
F0004619	<ul style="list-style-type: none"> • Retrofit kit for sharpening and cutting of logs/round timber. This device is attached to the base model as standard. • Polycarbonate protective enclosure (swivelling) to secure danger area, incl. device that centres logs during cutting process
F0004620	Retrofit kit to cut firewood: Metal enclosure to secure danger area
F0004621	Retrofit kit for longitudinal cuts: Metal enclosure to secure danger area



Large selection of accessories

Wood posts, firewood and longitudinal cuts – together with the right accessory, our UniCut does it all.

CUTTING

Practical accessories: Chip extraction system for clean work station (details on page 79)

Wood posts



Standard equipment: Retrofit kit to sharpen and cut logs/round logs.

Article no. F0004619

Cutting firewood



Retrofit kit to cut firewood.

Article no. F0004620


Longitudinal cuts



Retrofit kit for longitudinal cuts.

Article no. F0004621

- ❶ WIDIA 84 teeth (Z1300103)
also available with 42 teeth (Z1300105)
- ❷ Chromium-alloy 56 teeth (Z1300080)
- ❸ Hannibal cluster teeth (Z1300100)
- ❹ WIDIA 72 teeth (Z1300042)
- ❺ WIDIA 36 teeth (Z1300031)
- ❻ Chromium-alloy 80 teeth (Z1300055)



Watch POSCH saws in
action at:

[www.posch.com/en/
Cutting](http://www.posch.com/en/Cutting)

Cutting with reduced noise for longer periods of time

Saw blades for more power and longer service life

You can opt for the high-quality chromium alloy standard saw blade, the special WIDIA saw blade for a longer useful life or the lengthwise cutting profile with Hannibal teeth.



Saw made of steel

As early as in the 15th century, the first metal saws were used instead of axes by lumberjacks in Central Europe.

POSCH log saws are equipped with a chromium alloy 70cm saw blade^❷ as standard. For heavy-duty use and long cutting hours, we recommend our special WIDIA hard metal saw blades^{❶❹❺} that make less noise and have a longer useful life. The higher the number of saw teeth, the less wear on every tooth, and the easier the cutting process. Compared to chromium alloy saw blades^❷, they work

**Easier cutting, increased durability
and less noise thanks to the
high-quality WIDIA hard metal
saw blades.**

much more quietly while requiring less power and in addition increase the cutting time 8 to 10 times because they have to be sharpened less often too. For precise lengthwise and split cuts, we recommend a Hannibal saw blade^❸ that delivers best results even with less engine power.

The cluster-toothed saw teeth are self-cleaning due to their configuration and so ensure neat cuts.

Saw blades

For manual log saws. For firewood cutting, bore 30 mm.


Article no.	Name
Z1300042	WIDIA Circular saw blade Ø 50 cm, 72 teeth
Z1300050	Circular saw blade Ø 60 cm, 56 teeth, chromium alloy
Z1300072	WIDIA Circular saw blade Ø 60 cm, 40 teeth
Z1300073	WIDIA circular saw blade Ø 60 cm, 78 teeth
Z1300080	Circular saw blade Ø 70 cm, 56 teeth, chromium alloy, as standard
Z1300105	WIDIA circular saw blade Ø 70 cm, 42 teeth
Z1300103	WIDIA circular saw blade Ø 70 cm, 84 teeth
SO265	Surcharge for bigger bore

Saw blades and peeling blades

For working on the log saw table. Hannibal saw blades are ideally suited for longitudinal and split cutting, also with lesser engine power. Bore 30 mm.

Article no.	Name
Z1300031	WIDIA Circular saw blade Ø 50 cm, 60 teeth
Z1300043	WIDIA Hannibal circular saw blade Ø 50 cm, 48 teeth
Z1300072	Circular saw blade Ø 60 cm, 40 teeth
Z1300070	Hannibal circular saw blade Ø 60 cm, 40 teeth, chromium alloy
Z1300081	Circular saw blade Ø 70 cm, 80 teeth, chromium alloy
Z1300100	Hannibal circular saw blade Ø 70 cm, 40 teeth, chromium alloy
Z1300099	WIDIA Hannibal circular saw blade Ø 70 cm, 40 teeth
Z1310060	Debarking blade Ø 60 cm, for pointing and debarking logs (is installed instead of the circular saw blade)
SO265	Surcharge for bigger bore

**Additional option:
peeling and pointing**



With the peeling blade, you can peel and point your round timber at the log saw table.

Article no. Z1310060

Reinforced saw blades

For semi- and fully automatic circular saws. For firewood cutting, bore 30 mm.

Article no.	Name
Z1300103	WIDIA circular saw blade Ø 70 cm, 84 teeth (for tilting saw PLUS / WippCut)
Z1300101	Circular saw blade Ø 70 cm, 66 teeth, WIDIA (for SmartCut, EasyCut, AutoCut)
SO265	Surcharge for bigger bore

Reinforced saw blades

For split cutters. For log wood cutting.

Article no.	Name
Z1300101	Circular saw blade Ø 70 cm, 66 teeth, WIDIA, bore 30 mm (for SpaltFix S-280/2800)
Z1300107	Circular saw blade Ø 75 cm, 90 teeth, WIDIA, bore 30 mm (for SpaltFix 300/3000)
Z1300121	WIDIA circular saw blade Ø 80 cm, 96 teeth, bore 30 mm (for SpaltFix S-310/3100, 320/3200)
Z1300130	Circular saw blade Ø 90 cm, 96 teeth, WIDIA, bore 40 mm (for SpaltFix S-350/S-360 und S-375)
Z1300191	Circular saw blade Ø 100 cm, 106 teeth, WIDIA, bore 50 mm (for SpaltFix S-400/410)
SO265	Surcharge for bigger bore



**WippCut:
the saw with a
conveyor belt**

The principle that makes sawing easier

Cutting and loading firewood in a single step.

Capitalise on the outstanding benefits of a cutting principle that allows you to process firewood quickly, precisely and safely.



Measuring wood moisture

The residual moisture of firewood is measured in the core of a billet. Ideally, the billet is split in the middle right before the measurement.

The manually activated firewood saw with attached conveyor belt cuts billets and round timber with a diameter of up to 20 cm and 24 cm, respectively, while providing for more ease of use and ergonomic functionality. They can be operated by one or two people, the latter increasing cutting output from 3 to 6 cubic metres depending on the desired length.

**Work alone or in teams
of two and save time either way!**

The fully automated saws SmartCut and AutoCut cut billets and logs at astonishing speed. Define the desired length via the length stop on the SmartCut and AutoCut optically measures the inserted logs and cuts them to the desired length. Ideally it puts out 15 cubic metres per hour.

Tilting saw with conveyor belt

The cut billets are automatically transferred to the permanently mounted conveyor belt. The transfer area from the saw to the conveyor belt is particularly large, preventing the billets from jamming.

Even the last piece falls directly onto the conveyor belt without an additional rocking cycle!



Stress-free loading and automatic cutting

The more intelligent principle for sawing

Charging is extremely easy. The fully automatic trough is stopped with the EasyStop. The operator slides the material to be cut in the timber trough that stands still at an ergonomic height. The SmartCut does the rest in one work step and automatically ejects the billets, cut to the desired length, by means of the conveyor belt.

Even more user-friendly upon request

The optical sensors of the SensoStart system determine whether there is a billet, and automatically start the cutting process.

EasyCut: Time-saving and safe

The operation of EasyCut provides a considerable advantage in terms of speed. The patented, undulated stop lets you adjust the desired billet length without tools in just a few steps. For operation, the timber to be cut is put in the ergonomic timber trough and automatically glides up to the stop.



Rely on the best principle for each step

All saws with conveyor belts at a glance

- Firewood cutting
- Saw blade Ø 70 cm

- E-motor or tractor driven
- Can be transported on chassis (SmartCut) or via three-point hitch



Tilting saw with conveyor belt in working position

Tilting saw with conveyor belt

Cutting and loading firewood directly.

Tilting saw with conveyor belt

Mode of operation	manual
Saw blade	chromium alloy Ø 70 cm
Cutting diameter max. cm	24
Billet length max. cm	120 / 200 (with rocker extension)
Weight min/max kg	470 / 522
Transportation	Three-point linkage
Possible annual output m³	250
Drive types	🚜 Tractor 🚚⚡ combination
Technical details	→ from page 96



WippCut in working position

WippCut

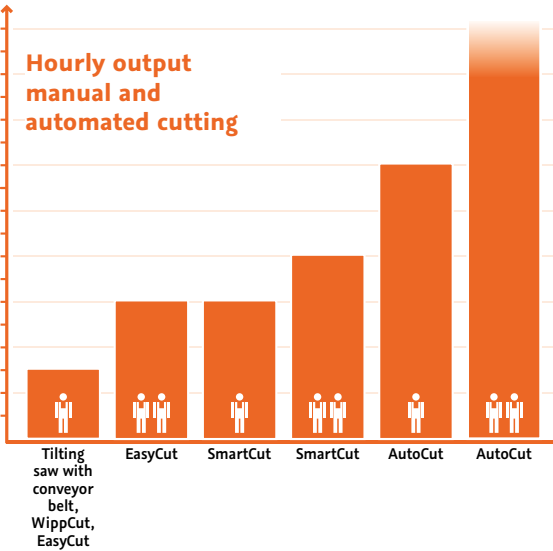
Cutting and loading directly.

WippCut

Mode of operation	manual
Saw blade	chromium alloy Ø 70 cm
Cutting diameter max. cm	24
Billet length max. cm	120 / 200 (with rocker extension)
Weight min/max kg	600 / 650
Transportation	Three-point linkage
Possible annual output m³	500
Drive types	🚜 Tractor 🚚⚡ combination
Technical details	→ from page 100

AutoCut – The powerful automatic firewood saw

Are you interested in a high-performance saw that is able to process several logs with a length of up to 2 metres into firewood? Let us help you find it: www.posch.com/en/autocut



400 V



EasyCut in transport position



400 V



SmartCut in transport position

EasyCut

Cutting firewood with automatic timber feed.

EasyCut

Mode of operation	Semi-automatic
Saw blade	WIDIA 70 cm
Cutting diameter max. cm	20
Billet length max. cm	120
Weight min/max kg	650 / 725
Transportation	Three-point linkage
Possible annual output m³	250
Drive types	Tractor combination
Technical details	→ from page 104

SmartCut

Fully automatic firewood saw with convenient charging mechanism.

SmartCut

Mode of operation	Fully automatic
Saw blade	WIDIA ø 70 cm in reinforced design
Cutting diameter max. cm	20
Billet length max. cm	120
Weight min kg	970
Transportation	Three-point hitch / forklift support or tractor chassis
Possible annual output m³	500
Drive types	Tractor combination
Technical details	→ from page 108

Tilting saw with conveyor belt – The classic

Efficient



24 cm


Cutting diameter max.

Compact



470 kg

Weight min.



Are you looking for more than just a classic tilting saw?

Cut and load your firewood in a single work step



1

Possibly the world's smoothest rocker


Thanks to its ball-bearing mounted rocker and built-in spring support this machine makes cutting firewood a piece of cake – just like all other POSCH tilting saws.



2

Cutting safely

The rocker with safety enclosure can be unlocked in no time thanks to its convenient handle. The ergonomically shaped handle makes back pain a thing of the past – no matter how tall you are.



3

Precise billets

The longitudinal stop can be adjusted to a size of choice between 20 and 52 cm, is robustly made and guarantees uniform lengths.



4

Ready in seconds

Via two cable winches at operator height, the conveyor belt is manually extended and retracted – in seconds. And best of all, none of that requires any tools or additional setup work! The support legs provide maximum stability.



5

Save time – cut & load

The cut billets are automatically transferred to the permanently mounted conveyor belt. The transfer area is particularly large, preventing the billets from jamming. Even the last piece falls directly onto the conveyor belt without an additional rocking cycle!



6

Easy transportation

Via the standard three-point linkage or forklift support, the machine can be transported easily and is quickly ready for work.

Tilting saw with conveyor belt

The entry-level model among conveyor belt saws.

- **Application** firewood cutting
- **Cutting diameter** up to 24 cm
- **Billet length** max. 120 / 200 cm
- **Saw blade** Ø 70 cm
- **Ball-bearing mounted safety rocker**
with ergonomic unlocking mechanism
- **Precise billet lengths** stop adjustable in 1 cm increments (20-52 cm)
- **Conveyor belt** with manually adjustable tilt 20–40°, discharge height 170–290 cm
- **Drive versions** PTO shaft driven via aluminium angular gear and V-belt / e-motor with V-belt
- **Transport** three-point linkage
- **Possible annual output** 250 cubic metres



Tilting saw with conveyor belt

Tilting saw with conveyor belt

Choose the right table saw according to the drive system. Data incl. 4-m conveyor belt, 30 cm wide. Discharge height 170-280 cm. Tilt manually adjustable between 20-40°.

Article no.	Type	Drive	Weight kg
M1365SF4	Z-F4 ^①	PTO shaft, min. power required 7 kW, PTO shaft speed 540 rpm	~ 470
M1370SF4	ZE5.5-F4 ^{①②}	<ul style="list-style-type: none"> • PTO shaft, PTO shaft speed 540 rpm • 5.5-kW E-motor 400V, S6, CEE 16 A 	~ 510
M1379SF4	ZE7-F4 ^{①②}	<ul style="list-style-type: none"> • PTO shaft, PTO shaft speed 540 rpm • 7.5-kW E-motor 400V, S6, CEE 16 A 	~ 519

^(!) **WIDIA log saw blade (W)** for 50 % more cutting output and significantly less noise. Order it now!

^① Tractor drive: Universal joint shaft required, three-point linkage cat. I + II

^② E-motor: Switch with motor circuit breaker and phase inverter



Optional equipment tilting saw with conveyor belt

Only possible with initial equipment, incl. installation

Article no.	Name
W (SO1043)	Surcharge for log saw with a WIDIA log saw blade, 84 teeth (Z1300103), instead of the standard log saw blade. Advantage: Cutting power increased by 50% for hardwood, noise-reducing

! **Built-in hydraulics:** The built-in hydraulic system powers the conveyor belt and can be stopped and started by the operator at any time as needed – independently of the saw.

Optional equipment tilting saw with conveyor belt

Article no.	Name
Z2000635	Walterscheid W-Line universal joint shaft
Z1300080	Log saw blade Ø 70 cm, 56 teeth, chromium alloy, as standard
Z1300103	Log saw blade Ø 70 cm, 84 teeth, WIDIA
F0003779	Rocker extension with rollers to cut logs up to 200 cm, incl. support to store the extension (see image).
F0004604	Chip extraction connection Ø 10 cm for machines with Z/ZE drive
F0003733	Hour counter for machines with Z- and ZE-drive

! **Practical accessories:** Chip extraction system for clean work station (details on page 79)

Good to know



Feel the difference: After just a few hours' work you will appreciate how smooth our rocker is.

Overly long logs?



Perfect for the optional rocker extension incl. rollers installed in seconds, it allows you to safely place wood sections up to 200 cm in length.

WippCut – Cutting and loading firewood directly

Efficient



24 cm

Cutting diameter max.

Compact



600 kg

Weight min.



High-performance and safe firewood cutting with automated billet loading system.

Cut and load your firewood in one step.



1 Smooth rocker with ergonomic handle

The sturdy rocker is equipped with ball bearings and thus extremely smooth. Thanks to the ergonomic height adjustable handle it optimally adapts to every operator.



2 Special rocker shape with longitudinal stop

The design of the rocker prevents billets from turning so that the saw blade cannot get stuck. The integrated longitudinal stop allows you to cut precise billets safely and continuously.



3 Built-in locking safety rocker

Thanks to the new safety rocker the danger area is ideally covered. To allow better access to the billet / rocker the patented safety cover can be slid sideways. During the cutting process it prevents access to the danger area.



4 Easier transportation to the work site

Via its three-point hitch the firewood saw can be easily transported to the desired site of operation by means of a tractor. The conveyor belt can be folded quickly and easily.



5 Sturdy and compact design

The high-quality and sturdy all-steel construction is suitable for any quantity of wood. The V-belt drive provides optimal cutting speed and higher cutting output.



6 Cutting and loading in a single step

With the WippCut you cut and load your firewood in a single step. The handover area from the saw to the conveyor belt is particularly large. The billets are directly loaded via an attached conveyor belt with a discharge height of up to 340 cm.

WippCut

Cutting and loading firewood directly.

- **Application** cutting firewood saw
- **Cutting diameter max.**
24 cm (firewood)
- **Saw blade** Ø 70 cm
- **Transport** three-point hitch
- **Drive variants:** Tractor drive via cast iron angular gear and V-belt / e-motor and V-belt
- **Rocker equipped with ball bearings**
- **Longitudinal stop** for exact cutting lengths from 20 – 52 cm, continuously variable in steps of 1 cm
- **Conveyor belt** with fixed tilt of 35° – discharge height 2.80 – 3.40 m
- **Possible annual output:** 500 cubic metres



400 V



WippCut

Select the right WippCut depending on drive system.
Data incl. 4 m conveyor belt (Option F4).

Article no.	Type	Drive	Weight kg
M1560F4	Z ^①	Tractor PTO shaft, PTO shaft speed 480 rpm, power consumption min. 10 kW	~ 600
M1580F4	ZE7,5 ^{①②}	<ul style="list-style-type: none"> • Tractor PTO shaft, PTO shaft speed 480 rpm • 7.5 kW e-motor 400V, S6, CEE 16A 	~ 652

❗ **WIDIA circular saw blade (W)** for 50 % more cutting output and significantly less noise. Order it now!

Conveyor belts WippCut

Select the right conveyor belt length. The machine is equipped with a 4-m conveyor belt as standard.

Article no.	Name	Max. ejection height m	Weight kg
F4 (SO1333)	Conveyor belt 4m, as standard	2,8	~ 0
F5 (SO1334)	Surcharge for conveyor belt 5 m	3,2	~ 70
F15 (SO1352)	F15 Price reduction for single-part discharge belt 1.5 m, hydraulic drive	1,4	~ 0
H (SO1335)	Surcharge for hydraulic tilt adjustment 22°-40° as well as hydraulic conveyor belt extension	F4: 1,8 - 3,0 F5: 2,1 - 3,4	~ 20

① Tractor drive: Three-point hitch cat. I + II
Joint shaft required

② E-drive: with motor circuit breaker and phase inverter


Special equipment WippCut

Only possible with initial equipment, incl. installation

Article no.	Name
W (SO1043)	Surcharge for circular saw with a WIDIA circular saw blade Ø 70 cm, 84 teeth (Z1300103), instead of the standard circular saw blade. Benefit: 50 % higher cutting performance with hardwood, noise-reducing

Accessory equipment WippCut

Article no.	Name
Z2000636	Walterscheid W-Line universal shaft
F0004412	Hip roller
Z1300080	Circular saw blade Ø 70 cm, 56 teeth, chromium alloy, as standard
Z1300103	WIDIA circular saw blade Ø 70 cm, 84 teeth
F0004426	Chip extraction connection Ø 15 cm, perfect for POSCH chip extraction system
F0004425	Chip extraction connection Ø 10 cm
F0004275	Tilting extension with rollers to cut logs of up to 200 cm, incl. Bracket to store extension
F0003527	Hour counter for Z- and ZE-drive

 **Practical accessories:** Chip extraction system for clean work station (details on page 79)

Foldable conveyor belt



For transport one can quickly and easily fold the conveyor belt manually. Optionally its tilt can be adjusted hydraulically.
Item no. H

Power-saving tilting mechanism




The particularly smooth rocker efficiently supports work with its strong springs and ball bearings.

For a safe grip



The rocker extension makes sure that even long logs are retained safely. Via rollers one can move the log easily to the next cutting position.
Item no. F0004275

EasyCut – the semi-automatic firewood saw



Efficient



20 cm

Cutting diameter max.

Compact



650 kg

Weight min.

Fast



3-6

m³/hour


Precise and safe cutting with the compact EasyCut.

Makes handling convenient and your work easier.



1 Automatic timber feed with patented longitudinal stop

The gravity feed in combination with the integrated, undulated and patented longitudinal stop consistently produces billets of the desired length and can easily be adjusted without tools.



2 Ball bearing mounted timber trough for energy-efficient working

Thanks to the ball bearing mounted timber trough with end position dampening on both sides, the EasyCut also cuts large volumes of timber smoothly, safely and very energy-efficiently, and so offers optimum ease of use.




3 Clean cuts and more safety due to fixed timber

The automatic billet downholder keeps a billet safely fixed during the cutting process and so guarantees fast and safe working without any problems.



4 Cutting without any risks

You cannot touch the saw blade while working. As a result, the innovative sawing principle does not only guarantee easy handling and operation, but also a maximum of safety.



5 Ergonomic working with optimum feeding height

Operation of the EasyCut by one or two people is back-friendly and easy. With the feed height for 85 cm cordwood, you can work in an ideal and very effort-saving manner over longer periods of time as well.



6 Cutting and loading in one work step

The EasyCut with the integrated telescopic conveyor belt saves time with billet handling. The finished billets can quickly be loaded automatically via the hydraulically driven conveyor belt of a length of up to 5 m, the inclination can be adjusted to the respective task.

EasyCut

Cutting firewood with automatic timber feed.



- **Mode of operation** semi-automatic
- **Saw blade** WIDIA Ø 70 cm
- **Cutting diameter max.** 20 cm
- **Billet length max.** 120 cm
- **Fast cutting** thanks to ball bearing mounted timber trough with end position dampening
- **Precise cutting length** thanks to the stepwise timber stop
- **Cutting lengths adjustable** 15/18/20/25/27/30/33/35/40/45/50/52 cm
- **V-belt drive** for optimum cutting speed and increased cutting power
- **Automatic timber holder and high-grade WIDIA log saw blade**
- **Possible annual output** 250 cubic metres
- **Chip extraction connection** Ø 10 cm as standard



EasyCut

EasyCut

The manually activated, semi-automatic saw with gravity feed and longitudinal stop.
Data incl. telescopic conveyor belt 4 m (option F4).

! Special

Article no.	Type	Drive	Weight kg	
M1445F4	ZS ^①	Tractor PTO shaft, PTO shaft speed 540 rpm, min. power consumption 10 kW, conveyor belt driven by tractor hydraulics, max. 10 l/min	~ 650	
M1450F4	Z ^①	Tractor PTO shaft, PTO shaft speed 540 rpm, min. power consumption 10 kW, conveyor belt driven by hydraulic system of the machine	~ 670	
M1470F4	ZE7,5 ^②	<ul style="list-style-type: none"> • Tractor PTO shaft, PTO shaft speed 540 rpm • 7.5 kW e-motor 400 V, S6, CEE 16A 	~ 725	

① Tractor drive:
universal joint shaft required, three-point linkage cat I + II
for transport position and work position staggered by 30 cm available

② Combination:
Tractor drive: Universal joint shaft required,
three-point linkage cat. I or II
E-drive: with motor circuit breaker and phase inverter

Conveyor belts EasyCut

Select the right conveyor belt length. Data incl. telescopic conveyor belt 4 m (option F4).

! Special

Article no.	Name	Max. ejection height m	Weight kg	
F15 (SO1038)	Reduced price for conveyor belt 1.5 m	1	- 75	
F4 (SO1039)	1-part telescopic conveyor belt 4 m, as standard	2,4	0	
F5 (SO1040)	Surcharge for dual 5-m telescopic conveyor belt with hydraulic height adjustment and hydraulic conveyor belt extension	2,8	+ 50	

Special equipment EasyCut

Only valid for initial equipment, incl. assembly.

! Special

Article no.	Name	
K (SO1041)	Saw shaft hitch manually controlled to disconnect the Z-drive and avoid drive damage	

Accessory equipment EasyCut

Article no.	Name	
Z2000616	PTO drive shaft Walterscheid W-Line (overrunning clutch) to prevent drive damage on tractors with PTO clutch and brake	
Z2000646	PTO drive shaft Walterscheid W-Line max. 900Nm (friction and overrunning clutch) with overload protection and to prevent drive damage on tractors with PTO clutch and brake	
Z2000636	Walterscheid W-Line universal shaft	
F0003527	Hour counter for Z- and ZE-drive	
F0003571	Conversion kit from conveyor belt drive via tractor hydraulics to conveyor belt drive via hydraulic system of the machine	
Z1300101	WIDIA circular saw blade Ø 70 cm, 66 teeth, 6 mm thick. Reinforced version for fully automated circular saws.	

(!) **Handy accessory equipment:** chip extraction blower for a neat workplace (for details, see page 79)

Chip extraction blower



For a neat workplace, the wood chips are simply removed by a powerful blower.

Hydraulic height adjustment




Convenient hydraulic adjustment of the ejection height on the telescopic conveyor belt.
Article no. F5

Telescopic conveyor belt 5 m



Hydraulically driven dual telescopic conveyor belt (5 m) for loading the finished billets.
Article no. F5

SmartCut^{GS} – the fully-automatic firewood saw



Efficient



20 cm cutting diameter max.
or **2-3 billets** D15

Compact



970 kg
Weight min.

Fast



4-8
m³/hour

Produces 500 cubic metres per year

Energy-efficient due to user-friendly timber feeding



1 Ergonomic infeed height for billets

The SmartCut lets you work in a back-friendly way without your having to bend over. It takes up the logs at a level of 100 cm and then processes them fully automatically into billets of the desired length.



2 EasyStop for stress-free loading

For user-friendly loading, you can easily stop the timber trough fully automatically by means of the EasyStop bracket. As soon as you let go of the bracket, the SmartCut automatically continues the fully automatic cutting process.



3 More ease of use due to adjustment without tools

The integrated longitudinal stop can easily be adjusted to the desired billet length without tools and so delivers billets of the precisely right length step by step.



4 Even more comfortable thanks to optional SensoStart system

Highest levels of feed comfort with optional SensoStart system with ultrasound sensors: The cutting process starts when the log is in the support and rests against the stop. At the same time, this further increases the cutting length precision.



5 Ideal conveyor belt inclination for any task

The adjustable inclination of the 41-cm-wide conveyor belt makes loading even easier. With the easy-to-operate crank you can easily adjust the inclination in a range between 25° and 35°.



6 Compact design for easy transportation

The SmartCut has been designed in such a way that it is ready for use as quickly as possible, anywhere. The compact design for transportation with the three-point linkage lets you transport the folded SmartCut everywhere.

SmartCut

Fully automatic firewood saw with convenient charging mechanism.

- **Mode of operation** fully automatic
- **Saw blade** WIDIA Ø 70 cm in reinforced design
- **Cutting diameter max.** 20 cm
- **Billet length max.** 120 cm
- **Fast cutting** thanks to hydraulic timber trough with timber retaining device
- **Precise cutting length** thanks to the stepwise timber stop
- **Cutting lengths adjustable** 15/18/20/25/27/30/33/35/40/45/50/52 cm
- **V-belt drive** for optimum cutting speed and increased cutting power
- **EasyStop:** Stress-free loading and automatic cutting
- **Hydraulic conveyor belt extension,** manual tilt adjustment for tilt angles of 25–35°
- **Possible annual output** 500 cubic metres
- **Chip extraction connection** Ø 10 cm as standard

400 V



SmartCut

SmartCut

Select a SmartCut based on drive type.

Data incl. telescopic conveyor belt 4 m (option F4).

! Special

Article no.	Type	Drive	Weight kg
M1454F4	Z ①	Tractor PTO shaft, PTO shaft speed 480 rpm, power consumption min. 15 kW, 2.4-second cycle, optional switch-over delay	~ 970
M1474F4	ZE11 ②	· Tractor PTO shaft, PTO shaft speed 480 rpm · 11 kW e-motor 400V, S6, CEE 32A, 2.4-second cycle, optional switch-over delay	~ 1,030

Conveyor belts SmartCut

Select the right conveyor belt length. Data incl. telescopic conveyor belt 4 m (option F4).

! Special

Article no.	Name	max. ejection height m	Weight kg
F4 (SO1039)	1-part telescopic conveyor belt 4 m, as standard	2,4	~ 0
F15 (SO1184)	Reduced price with conveyor belt 1.5 m	1,0	~ 70
F5 (SO1185)	Surcharge for 2-part telescopic conveyor belt 5 m	2,8	~ 50

Order right now: enhanced comfort package

The Senso-Start system detects billets next to the stop with a new generation of ultrasound sensors and starts the sawing process automatically. Including: Comfort stop with adjustment in 1-cm increments without tools. Stop also separately available.

See page 109

① Tractor drive: universal joint shaft required, three-point linkage cat I + II

② Combination: Tractor drive: Universal joint shaft required, three-point linkage cat. I or II
E-drive: with motor circuit breaker and phase inverter

Special equipment SmartCut

Only possible with initial equipment, incl. installation

! Special

Article no.	Name	
S (SO1186)	ComfortPackage with SensoStart system and stepless longitudinal stop. Using 3 ultrasound-sensors the SensoStart system notices when the log has reached the stop and starts the cutting process automatically. Longitudinal stop with high stop plate. The longitudinal stop can be adjusted almost steplessly in increments of 1 cm, without tools. Please note! 3-pin constant current connector 12 V from tractor required.	
A (SO1187)	Longitudinal stop with high stop plate. The stop can be adjusted in increments of 1 cm without the use of tools. Option A is included in Option S as standard.	
DV* (SO1188)	Shifting of the three-point linkage by 30 cm by means of hydraulics. For easy road transportation thanks to the reduced and more even protrusion: right/left 1.1/1.3 m instead of 0.8/1.6 m	
DT* (SO1249)	Tractor chassis (LoF), height-adjustable via tractor hydraulics with detachable drawbar and support wheel. That enables transport optionally with drawbar eye or three-point linkage. Caution! Chassis clearance only approx. 20 cm. Universal shaft Z2000649 required.	
T* (SO1250)	Tractor chassis (LoF), height-adjustable via tractor hydraulics with tool bar attachment on the lower linkage of the three-point linkage. The optional adjustment of the attachment device ensures a chassis clearance of max. 40 cm. Universal shaft Z2000649 required.	
H (SO1251)	Surcharge for machine with integrated hydraulic system on-board instead of the required hydraulic connection from the tractor. Optionally for option T / DT.	
X1* (SO1290)	Hydraulic swivelling three-point hitch for type Z, drive via the machine's hydraulics, swivelling range +/- 15°, Z2000649 joint shaft required, weight 145 kg.	
X2* (SO1291)	Hydraulic swivelling three-point hitch for Type ZE. With additionally swivelling wheel for e-drive operation without tractor. Driven by the machine's hydraulics. Swivelling range +/- 15°, for Z-drive Z2000649 joint shaft required, weight 165 kg.	
C (SO1299)	Oil cooler recommended for continuous operation (from 4 hours) or for use above 30°C outdoor temperature. Advantage: longer service life of the hydraulic components due to less wear. Power supply (12V) from tractor required.	

Good to know:

The hydraulic adjustment of the three-point linkage by 30 cm makes road transportation easier with reduced protrusion.

* Cannot be combined with article no. F0004497 or F0004501.

** Cannot be combined with article no. DV, DT, T, X1 and X2.

Accessory equipment SmartCut

! Special

Article no.	Name	
F0004497**	Hydraulic swivelling three-point hitch for Type Z, drive via the machine's hydraulics, swivelling range +/- 15°, Z2000649 joint shaft required. Weight: 145 kg.	
F0004498**	Retrofit kit for hydraulic swivelling three-point hitch for Type ZE. With additionally swivelling wheel for e-drive operation without tractor. Driven by the machine's hydraulics. Swivelling range +/- 15°, for Z-drive Z2000649 joint shaft required. Weight 165 kg.	
Z2000616	PTO drive shaft Walterscheid W-Line (overrunning clutch) to prevent drive damage on tractors with PTO clutch and brake	
Z2000646	PTO drive shaft Walterscheid W-Line max. 900Nm (friction and overrunning clutch) with overload protection and to prevent drive damage on tractors with PTO clutch and brake	
Z2000636	Walterscheid W-Line universal shaft	
Z2000649	Joint shaft Walterscheid W-Line for tractor chassis	
F0003527	Hour counter for Z- and ZE-drive	
Z1300101	WIDIA circular saw blade Ø 70 cm, 66 teeth, 6 mm thick. Reinforced version for fully automated circular saws.	

! Handy accessory equipment: chip extraction blower for a neat workplace (for details, see page 79)

Chip extraction blower



For a neat workplace, the wood chips are simply removed by a powerful blower (see page 79).

Chassis



As an alternative to the three-point hitch: Tractor chassis for facilitated saw transport (not road legal). Retrofitting possible. Article no. DT or T

Telescopic conveyor belt 5 m



Hydraulically driven dual telescopic conveyor belt (5 m) for loading the finished billets. Article no. F5



High-powered split cutting

A POSCH split cutter turns whole logs into neat billets and makes firewood processing really profitable.

We realise sturdy solutions with a stable value, ranging from movable all-purpose units to firewood factories with an extraordinary hourly output.



SpaltFix S-375

Log diameter
max. 37 cm



SpaltFix K-415

Log diameter
max. 41 cm

from page 120
onwards



You can find the **entire firewood processor collection** in the SpaltFix product overview or at www.posch.com/spaltfix!

Request your copy now: export@posch.com

SpaltFix S-415 Multi | SpaltFix S-415 Vario | SpaltFix K-440 Multi
SpaltFix K-540 Multi | SpaltFix K-650 Vario | SpaltFix K-660 a-Vario

SpaltFix S-375 – with WIDIA log saw

400 V



SpaltFix S-375

1 Easily controlled via joystick



As soon as a log has reached the SpaltFix, the cutting and splitting process can be controlled safely and easily by means of the joystick.

2 Continuous feed



The feed belt puts the log in the sawing position. The hydraulic downholder and the automatically lifting timber stop prevent logs from jamming.

3 Powerful WIDIA saw blade



For an increased cutting performance and a longer useful life, a reinforced WIDIA saw blade with a diameter of 90 cm is installed. This guarantees a more quiet and more powerful cutting process.

4 Saves you a lot of time during firewood processing



With the Autospeed, the SpaltFix automatically selects the right splitting speed. It cuts, splits and loads in one working step and so produces up to 8 billets at maximum speed each time.

SpaltFix K-415 – with a professional chainsaw



400 V



SpaltFix K-415

SPLIT CUTTING

1 Comfortable operation with 1-hand joystick



The hydraulically driven log feeder, as well as the splitting of the logs, is conveniently operated via a 1-hand joystick.

2 Continuous feed



The trunk is fed via a 2 m long in-feed belt. With the optional, mobile lengthwise chain conveyor, the workflow becomes even more efficient.

3 Powerful professional chainsaw for fast and safe cutting



The 53 cm chainsaw cuts logs to a desired length of 20-50 cm. The harvester saw motor and the chain lubrication pump are maintenance-free.

4 Pluggable splitting knife for 12 logs per work cycle



4, 6, 8 or 12 logs per operation are possible, depending on the type of splitting knife used. The knife is easy to change via hand winch (optional).

Cutting and splitting in one work step

The compact split cutters

- Max. log diameter up to 41 cm
- Splitting power up to 15 t with Autospeed ▶
- For max. 12 billets of a length of up to 50 cm
- Chip extraction connection



▶ Autospeed



SpaltFix S-375

SpaltFix S-375

The powerful, joystick-operated split cutter

SpaltFix	S-375
Log diameter max. cm	7-37
Billet length max. cm	20/25/30/33/35/40/45/50 cm
Number of billets max. per cycle	8
Splitting power t	12
Punch advance	✓ Autospeed
Splitting knife adjustment	hydraulic
Sawing system	WIDIA saw blade ø 90 cm
Transportation	Three-point linkage or longitudinal chassis
Control system	mechanical/hydraulic
Drive	Ⓜ Tractor Ⓜ E-motor Ⓜ Diesel engine
Technical details	→ from page 120



▶ Autospeed



SpaltFix K-415

SpaltFix K-415

Der leistungsstarke Schneidspalter mit Joystick-Bedienung

SpaltFix	K-415
Log diameter max. cm	7-41
Billet length max. cm	20/25/30/33/35/40/45/50 cm
Number of billets max. per cycle	8 or 12*
Splitting power t	15
Punch advance	✓ Autospeed
Splitting knife adjustment	hydraulic
Sawing system	Professional chainsaw 53 cm length
Transportation	Three-point linkage or longitudinal chassis
Control system	mechanical/hydraulic
Drive	Ⓜ Tractor Ⓜ E-motor Ⓜ Diesel engine
Technical details	→ from page 124

*limited to a maximum D 35/33 cm



Watch the SpaltFix S-375
in action at:

[www.posch.com/en/
spaltfix-s-375](http://www.posch.com/en/spaltfix-s-375)

The SpaltFix S-375

Cutting, splitting and loading with the mobile all-rounder

The SpaltFix S-375 is the ideal equipment with more power for processing whole logs into billets.

The S-375 offers an ideal combination of performance and manoeuvrability. Its outstanding technology fulfils In one work cycle, logs with a diameter of up to 37 cm are split into eight same-size billets that are immediately passed on to the loading station via the conveyor belt. The hydraulic advance transports the timber to the high-grade WIDIA log saw blade via the conveyor belt. The hydraulic downholder and the automatically lifting timber stop prevent timber from

**Perfect for communities and
firewood producers**

jamming during the cutting process. A conveyor belt that slants to the rear optimises the cutting cycle and ensures a high cutting performance even with smaller log diameters. For a precise splitting process, the

hydraulic splitting knife
adjustment quickly adjusts the
knife to the right height. You can

easily change push-on knives to produce 4, 6 or 8 billets.



Longitudinal chassis makes the SpaltFix roadworthy

The tractor chassis for the S-375 is available in two different designs. Without brake system, it can be used on your own private property with up to max. 10 km/h. Please observe the national road traffic acts in Europe that partially allow the operation of an agricultural or forestry trailer not approved for traffic on public roads (without brake system with a speed limit) under certain conditions. The tractor chassis for up to 25 km/h with overrun brake and lights can also be approved for road traffic.



Watch the SpaltFix in action at:
www.posch.com/spaltfix

The SpaltFix K-415

The compact powerhouse with chainsaw

The new firewood processor with professional chainsaw and joystick operation for logs of up to 41 cm diameter.

Thanks to its compact dimensions and three-point hitch the new SpaltFix K415 always has your back. It cuts, splits and loads logs up to a diameter of 41 cm and is available with PTO drive or electric motor.

Logs are hydraulically fed via a 2-m feeding belt. Controlling it is easy via 1-hand joystick controls. Logs are also pushed forward

Easy to transport and equipped with a powerful professional chainsaw
The benefits of the SpaltFix K-415.

automatically with an automatic stop ventilation system and downholder function. The logs are cut to a length of 20 - 50 cm by a professional chainsaw. Its saw bar works at 12,000 revolutions per minute.

It's equipped with a hydraulic chain oil tank heating system and tool-less access to change the chain.

Fast billet production

4, 6, 8 or 12 billets per work step

The SpaltFix comes with a 4-way splitting knife as standard. Optionally it can be equipped with a 6-, 8- or 12-way knife. The latter is a ring-shaped pluggable splitting knife for a maximum log diameter of 35 cm and a maximum billet length of 33 cm.

Simple knife change

To facilitate knife changes an optional manual cable winch can be retrofitted. You can park your second splitting knife in the standard holding device to always have it within reach.



To facilitate splitting knife changes we recommend using the optional cable winch. Item no. F0004317



For clean firewood

The optional conveyor belt screen separates dirt and chips from your firewood. This improves the quality of your billets and provides your customers with a clean product. If needed the collected chips can be used as kindling.



Chip extraction system for a clean work station

Optionally the SpaltFix K-415 with tractor drive (Type Z) and e-motor (Type E) can be equipped with a chip extraction system. The blower removes the accruing chips via a suction hose with a diameter of 15 cm and assures a clean work station.

You can find the associated item numbers on page 125. Available when ordering the base machine (extraction system comes mounted from factory) or as an accessory to retrofit.



Watch the SpaltFix in
action at:
[www.posch.com/
spaltfix](http://www.posch.com/spaltfix)

Optimum charging for increased hourly output

The ideal procedure for each application

The right log supply is critical for efficient firewood processing. Depending on the log length, you can choose from different options here.

Loneliest tree

The Arbre du Ténéré, an umbrella thorn tree standing in the middle of the Ténéré desert (Niger), was an important point of orientation and the only tree in a radius of 400 kilometres. It was knocked over by a truck in 1973.

As an entry model we offer a stationary log support block with lifting device which lifts individual logs up to 2 m in length and 30 cm in diameter from the ground to processing height. It is simply connected to the hydraulics, is easy to transport and allows your SpaltFix to be used for firewood processing at different sites. The log feeding system is available in a stationary

**Work faster and more efficiently
with the right charging systems
for 2- to 5-metre logs**

or mobile version (transport via three-point hitch or on wheels). You can choose whether to use a longitudinal conveyor alone or in combination with a cross conveyor. When choosing the latter option you will correspondingly increase the efficiency of your work processes.



POSCH – HardFact

The first machine for cutting, splitting and loading firewood was called Scheitermat.

Stationary log feeding system

The cross conveyors as log support system also handle bent logs or bad wood quality well and keep the desired number of logs for further processing available.

The flexible solutions fulfil the most exacting requirements and are available in different lengths. The individually customised combination of chain conveyor and cross conveyor always makes sure that logs are available for the next work step, and more firewood per hour is produced on a consistent basis.

Mobile log feeding system

We offer two solutions:

The chain conveyor with log lifter as well as the mobile chain conveyor with cross conveyor. The latter option can – in addition to the firewood processor – be comfortably transported on private roads.



The mobile log feeding system (see page 128)



Constant supply of the log feeding system consisting of 1 cross conveyor and 2 longitudinal conveyor.



Log conveyor system with chain conveyor

SpaltFix S-375

The powerful, joystick-operated split cutter

- **Log diameter** 7-37 cm
- **Billet length** 20/25/30/33/35/40/45/50 cm
- **Sawing system** WIDIA saw blade \varnothing 90 cm
- **Push-on splitting knife** for 4 parts
- **Number of billets max. per cycle** 8
- **Splitting power** 12 t
- **Hydraulic log feed** with 2 m long feed belt
- **Hydraulic saw advance** with automatic stop lifting and downholding function
- **Advance/return speed max.** 47/42 cm/s with Autospeed
- **Chip extraction connection** \varnothing 15 cm
- **OnlyCut function**
- **Turbo package** (optional) for more billets per hour



SpaltFix S-375



SpaltFix S-375

Select the right SpaltFix based on drive type.

The 4 m folding conveyor belt (article no. KF4) is included as a standard feature.

! Special

Article no.	Type	Drive	Max. punching speed cm/s Forward movement stage 1/2 return movement		Splitting power t	Weight kg	
M3858KF4	Z ^①	Tractor PTO shaft, power consumption 27 kW, oil pump with a capacity of 66/140 l/min at 480 rpm	22 / 47	42	12	~ 1,400	
M3878KF4	ZE22D ^{①②}	• Tractor PTO shaft • 22 kW e-motor 400V, S6, CEE 32A, pressure switch-off pump	22 / 47	42	12	~ 1,500	
M3884KF4	D30	Hatz 3H50TICD diesel engine (3 cylinder), EU stage V, approx. 30 kW at 1,800 rpm.	22 / 47	42	12	~ 1,700	

① Tractor drive: universal joint shaft required, three-point linkage cat I + II

② E-drive: with motor circuit breaker and phase inverter

Order right now: TURBO package

Splitting power increased by 25 % for billet lengths up to 33 cm with enhanced hydraulic system and splitting stroke reduction that can be shut off. Available for types Z and ZE.

Article no. A

Conveyor belts SpaltFix S-375

Select the right conveyor belt length. The 4-m angled conveyor belt (KF4) is standard equipment.

! Special

Article no.	Name	Ejection height m	Weight kg	
F0 (SO1074)	Reduced price for hydraulic conveyor belt drive (valve block and hydraulic pipes) without conveyor belt. The incomplete machine must not be put into operation without conveyor belt as separating safety device to the splitting area according to EN ISO 13857-Tab. 1!	-	- 200	
F15 (SO1062)	Reduced price for single-part ejector belt 1.5 m, hydraulic drive	1,0	- 100	
KF4 (SO1063)	Angled conveyor belt length 4 m, hydraulic drive, as standard	1,5–2,5	0	
KF5 (SO1064)	Surcharge for angled conveyor belt 5 m, hydraulic drive	2,0–3,0	~ 100	

Special equipment SpaltFix S-375

For initial equipment incl. assembly.

! Special

Article no.	Name	Weight kg	
A (SO1190)	TURBO package for 25% more splitting power with billet lengths up to 33 cm: extension of the hydraulic system and a splitting stroke reducer that can be shut off. Available for types Z and ZE	~ 15	
C (SO1065)	Oil cooler recommended for continuous operation (from 4 hours) or for use above 30°C outdoor temperature. Advantage: longer service life of the hydraulic components due to less wear. Power supply (12V) from tractor required.	~ 5	
E (SO1075)	Enhanced hydraulic system for M3858 with triple pump, pressure shut-off valve and hydraulic pipes for subsequent installation of the E-drive (F0003606)	~ 15	
X (SO1066)	SawControl for automated saw blade speed monitoring to prevent performance peaks / saw overload incl. hour counter. Power supply (12V) from tractor required!	~ 5	
Z (SO1067)	Additional hydraulic connection for SpaltFix S-375, Type Z, 15 l/min–max. 180 bar. Comprising: 3-way hydraulic pump, hydraulic valve, size 2 quick-connects. Oil cooler: Power supply (12V) from tractor required!	~ 15	

SPLIT CUTTING

Splitting knife SpaltFix S-375

For maximum log diameters with central splitting.

Article no.	Name	Weight kg	
F0001833	4-way splitting knife (for log Ø 0–37 cm) as standard	~ 22	
F0001826	6-way splitting knife (for log Ø 10–37 cm)	~ 24	
F0001832	8-way splitting knife (for log Ø 17–30 cm)	~ 27	

Accessory equipment SpaltFix S-375

Article no.	Name	Weight kg
F0003602	Plastic anchorage plate 1.5 cm for standard lengths -1.5 cm	~ 1
F0003458	Infeed extension with roller, 100 cm	~ 22
F0002942	Log support with lifting device for max. 2 m timber length and Ø 30 cm	~ 140
F0004341	Conveyor belt with splinter chute	~ 1
F0002955	Lights unit, attachable	~ 2
F0004069	Reducer for chip extraction connection from Ø 15 cm to Ø 10 cm, suitable for SpaltFix S-375	~ 1
F0003606	Retrofitting kit for SpaltFix S-375 Type Z to combined drive type ZE22D. E option required!	~ 100
F0002251	Hour counter for Z-, ZE-drive (Reed-contact), with speed display	~ 1
F0001898	Tank heater 230V, required for operation at ambient temperatures under 0°C. Advantage: improved start-up of the machine and greatly reduces wear and tear of the hydraulic system.	~ 5
Z2000649	Joint shaft Walterscheid W-Line for tractor chassis	~ 16

 **Handy accessory equipment:** chip extraction blower for a neat workplace (for details, see page 79)

Service and wear parts SpaltFix S-375

Article no.	Name	Weight kg
Z1300130	WIDIA circular saw blade Ø 90 cm, 96 teeth, bore 40 mm, 6 mm thick	~ 23
F0002767	Infeed belt	~ 6
F0004003	Service kit (1,000 h): Set of footrests and filter inserts	~ 2



Log charging

You can find the matching log feeding system for the SpaltFix S-375

from page 127

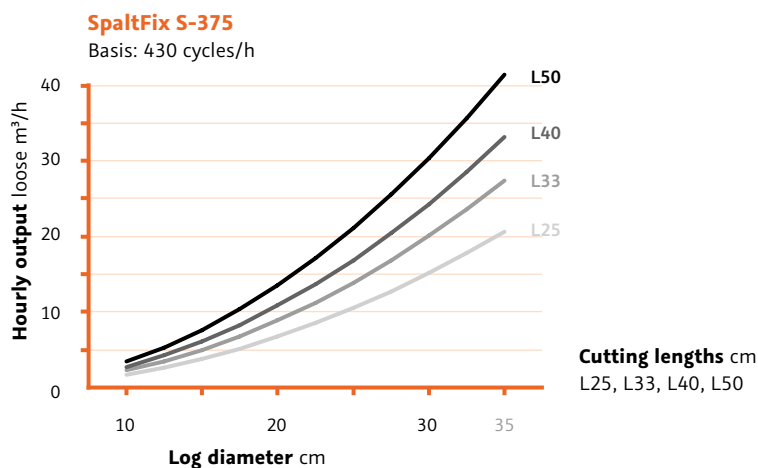
Output calculations for SpaltFix S-375

The specified output calculation is a theoretical reference value. The output that can be achieved depends on the type of timber, the charging process, continuous operation, etc.

Conversion table

1 solid m ³ ~ 1.4 m ³	SCM...solid cubic metre
1 solid m ³ ~ 2.0–2.4 loose m ³	CM...cubic metre
1 loose m ³ ~ 0.7 m ³	LCM...loose cubic metre

The precise conversion depends on timber diameter and timber length in addition.



Sample picture

Longitudinal chassis makes the SpaltFix roadworthy

The tractor chassis for the S-375 is available in two different designs. Without brake system, it can be used on your own private property with up to max. 10 km/h. Please observe the national road traffic acts in Europe that partially allow the operation of an agricultural or forestry trailer not approved for traffic on public roads (without brake system with a speed limit) under certain conditions. The tractor chassis for up to 25 km/h with overrun brake and lights can also be approved for road traffic.

SpaltFix S-375 mobile configuration example

SpaltFix S-375

Drive	⚙️ Tractor (item no. M3858)
Chassis	Tractor chassis max. 10 km/h (item no. T)
Equipment	4-way splitting wedge (standard)
Conveyor belt	Angled conveyor belt, length 4 m, standard (item no. KF4)
Log charging	Longitudinal conveyor for chassis (chain conveyor 3 m), item no. K3
Weight	~2,050 kg

! Any more questions?

→ We are there to answer your question: www.posch.com/distributor-search

SpaltFix K-415

Compact powerhouse with professional chainsaw.

- **Log diameter** 7–41 cm
- **Billet length** 20/25/30/33/35/40/45/50 cm
- **Cutting system professional chainsaw** 53 cm (21") and 0,404" chain pitch
- **Number of billets per work cycle max.** 8 or 12*
- **Plug-on splitting knife** for 4 billets
- **Splitting power** 15 t
- **Hydraulic log feed** with 2 m long feed belt
- **Hydraulic saw advance** with automatic stop lifting and downholding function
- **Advance/return speed max.** 32/35 cm/s with Autospeed
- **Chip extraction connection** Ø 15 cm
- **OnlyCut function**
- **Oil cooler**
- **Transfer flap**

*limited to a maximum D 35/33 cm



400 V



SpaltFix K-415

SpaltFix K-415

Select the right SpaltFix based on drive type.

The 4 m folding conveyor belt (article no. KF4) is included as a standard feature.

! Special

Article no.	Type	Drive	Max. punching speed cm/s Forward movement stage 1/2 return movement		Splitting power t	Weight kg	
M3890KF4	Z ^①	Tractor PTO shaft, power consumption 25 kW, oil pump for cutting/splitting unit with a capacity of 64/122 l/min, auxiliary hydraulics 40 l/min with PTO speed 480 rpm. The chips are ejected in the direction of the tractor	17 / 32	35	15	~ 1,570	
M3892KF4	E22 ^②	22 kW E-motor 400V, S6, CEE 32A, oil pump for cutting/splitting unit with capacity 64/122 l/min, auxiliary hydraulics 20 l/min	17 / 32	25	15	~ 1,720	

Conveyor belts

Select the right conveyor belt length. The 4 m folding conveyor belt (article no. KF4) is included as a standard feature.

! Special

Article no.	Name	Ejection height m	Weight kg	
F0 (SO1074)	Reduced price for hydraulic conveyor belt drive (valve block and hydraulic pipes) without conveyor belt. The incomplete machine must not be put into operation without conveyor belt as separating safety device to the splitting area according to EN ISO 13857-Tab. 1!	1,0	~ 200	
F15 (SO1062)	Reduced price for single-part ejector belt 1.5 m, hydraulic drive	-	~ 100	
KF4 (SO1261)	Angled conveyor belt 4 m, hydraulic drive, as standard.	1,5–2,5	~ 1	
KF5 (SO1262)	Angled conveyor belt 5 m, hydraulic drive.	2,0–3,0	~ 100	

① Tractor drive: universal joint shaft required, three-point linkage cat I + II

② E-drive: with motor circuit breaker and phase inverter

Special equipment

For initial equipment incl. assembly.

! Spezial

Article no.	Bezeichnung	Weight kg
H (SO1263)	Chip extraction for drive via auxiliary hydraulics. Chip extraction connection Ø 15 cm. Mounted on base machine, suitable for Spaltfix K-415 type Z.	~ 80
E (SO1264)	Chip extraction system incl. separate E-drive: 3 kW E-motor 400 V, S6, CEE 16A, chip extraction connection Ø 15 cm. Permanently mounted on base machine, fits Spaltfix K-415, type E22.	~ 80
TQ (SO1302)	Transverse chassis TQ tractor chassis max. 10 km/h without brake system. 40-mm towing eye, ground clearance 35 cm max. carrying weight 800 kg. Not for use on public roads, only for use on private premises (e.g. Lumber yards).	~ 230

Splitting knife

Different splitting knife variants are available for efficient working.

Article no.	Name	Weight kg
F0004320	4-way splitting knife (Ø 0–41 cm), standard	~ 25
F0004321	6-way splitting knife (Ø 17–41 cm)	~ 36
F0004322	8-way splitting knife (Ø 17–41 cm)	~ 40
F0004323	12-way ring splitting knife (Ø 17–41 cm), max. log Ø 35 cm, max. billet length 33 cm	~ 38

Accessory Equipment SpaltFix K-415

Article no.	Name	Weight kg
F0004395	Plastic anchorage plate 1.5 cm for standard lengths -1.5 cm	~ 1
F0004316	Conveyor belt screen with splinter chute	~ 25
F0004384	Chip extraction shaft Ø 15 cm for SpaltFix K-415. Perfect for the POSCH chip extraction system!	~ 10
F0004324	Retrofitting kit for chip extraction with drive via auxiliary hydraulics. Chip extraction connection Ø 15 cm, permanently attached to base machine, suitable for SpaltFix K-415, type Z	~ 80
F0004325	Retrofitting kit for chip extraction incl. separate E-drive: 3 kW E-motor 400V, S6, CEE 16A, chip extraction connection Ø 15 cm, permanently attached to base machine, suitable for SpaltFix K-415, type E	~ 80
F0004317	Splitting knife changing device	~ 80
F0004319	LED lighting unit with magnetic retainer	~ 2
F0001806	Hour counter for machines with PTO drive, includes rpm display	~ 1
F0001898	Tank heater 230V, required for operation at ambient temperatures under 0°C. Advantage: improved start-up of the machine and greatly reduces wear and tear of the hydraulic system.	~ 5
Z2000649	Joint shaft Walterscheid W-Line for tractor chassis	~ 16

! Handy accessory equipment: chip extraction blower for a neat workplace (for details, see page 79)

Service and wear parts SpaltFix K-415

Article no.	Name	Weight kg
Z1370106	Blade Oregon 21"	~ 3
Z1370108	Cannon Superbar 21" blade (3x longer service life than conventional chainsaw blades)	~ 6
Z1350103	Oregon MS chain, 0.404", 1.6 mm, 70 drive links	~ 1
Z1913701	Chain drive wheel OR12-104	~ 1
F2107138	Drive pinion hydraulic motor	~ 1
F0002767	Infeed belt	~ 6
F0004318	Service kit (1,000 h): Set of footrests and filter insert	~ 2
F0004328	Maintenance kit chainsaw: 1 blade, 3 chains, 1 drive sprocket	~ 6
F0004396	Cannon chainsaw maintenance kit: 1 blade, 3 chains, 1 drive sprocket (3x longer service life than conventional chainsaw bars)	~ 6

Output calculations for SpaltFix K-415

The specified output calculation is a theoretical reference value. The output that can be achieved depends on the type of timber, the charging process, continuous operation, etc.

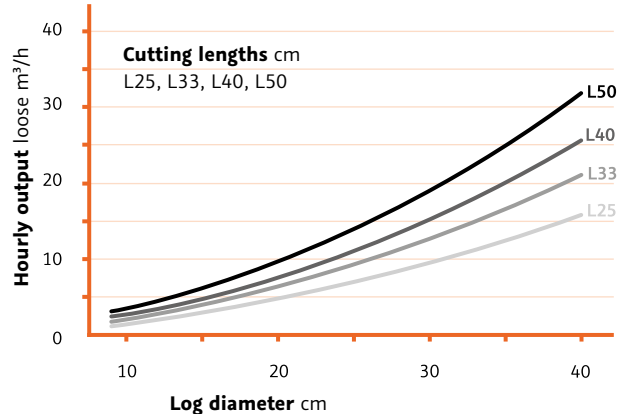
Conversion table

1 solid m ³ ~ 1.4 m ³	SCM...solid cubic metre
1 solid m ³ ~ 2.0–2.4 loose m ³	CM...cubic metre
1 loose m ³ ~ 0.7 m ³	LCM...loose cubic metre

The precise conversion depends on timber diameter and timber length in addition.

SpaltFix K-415

Basis: 360 cycles/h, 80% workload



Sample picture

Always by your side

Due to its compact dimensions the SpaltFix K-415 can be easily transported by a tractor through its three-point hitch. This allows collectives and firewood producers to produce the desired billets wherever they want.

The new longitudinal chassis allows the firewood processor to be processed on roads too. The log feeding system is also available on wheels:

SpaltFix K-415 mobile configuration example

SpaltFix K-415

Drive	☎ Tractor (item no. M3890)
Chassis	Tractor chassis max. 10 km/h (item no. T)
Equipment	4-way splitting wedge (standard)
Conveyor belt	Angled conveyor belt, length 4 m, standard (item no. KF4)
Log charging	Longitudinal conveyor for chassis (chain conveyor 3 m), item no. K3
Weight	~ 2,380 kg

Any more questions?

→ We are there to answer your question: www.posch.com/distributor-search

Log feeding SpaltFix S-375 / K-415

Longitudinal conveyor

Depending on log length, you can choose various versions. The hydraulic drive is provided by the SpaltFix firewood processor. The maximum log length depends on the chosen cross conveyor.

! Special


Article no.	Description	log length m	A m	Weight kg	
F0002227E	Hydraulic chain conveyor 2 m, min. log length 0.5 m.	0.5–2.5	2	~ 250	
F0002228E	Hydraulic chain conveyor 3 m, min. log length 0.5 m.	0.5–4.0	3	~ 300	
F0002229E	Hydraulic chain conveyor 4 m, min. log length 0.5 m	0.5–5.0	4	~ 440	
F0002594	Hydraulic roller conveyor 3, min. log length 1.5 m	1.5–4.0	3	~ 600	
F0002334	Hydraulic roller conveyor 4 m, min. log length 1.5 m	1.5–5.0	4	~ 815	

Cross conveyor

Match the longitudinal conveyor you have selected with the right cross conveyor. The hydraulics is driven by the firewood processor SpaltFix.

! Special

Article no.	Description	max. log length m	B m	C m	Number of chain strands	Weight kg	
F0002141	Cross conveyor 3 m - 3 strands with 2.2 m each, suitable for longitudinal log conveyor 4 m, for log lengths of 1.5 - 4.0 m. Max. load 2.6 m³ or 1.5 t / m.	1.5– 4.0	2.2	1.4 / 1.4	3	~ 780	
F0002166	Cross conveyor 3 m - 3 strands with 3.2 m each, suitable for longitudinal log conveyor 4 m, for log lengths of 1.5 - 4.0 m. Max. load 3.8 m³ or 1.5 t / m.	1.5–4.0	3.2	1.4 / 1.4	3	~ 1,130	
F0002167	Cross conveyor 3 m - 3 strands with 4.2 m each, suitable for longitudinal log conveyor 4 m, for log lengths of 1.5 - 4 m. Max. load 5 m³ or 1.5 t / m.	1.5–4	4.2	1.4 / 1.4	3	~ 1,300	



Log feeding conveyor system

Correct log supply is critical when it comes to efficient procedures when processing firewood. Depending on log length, you can choose various versions. Please note the max. loading quantities – it's independent of the number of chain strands.

! Special

Article no.	Name	max. log length m	A m	B m	C m	Number of chain strands	Weight kg
F0002257E	Chain conveyor 2 m + cross conveyor 2.2 m, for log lengths of 1.7–2.5 m. Max. load 2.6 m³ or 1.5 t / m.	1.7–2.5	2	2.2	1.55	2	~ 525
F0002259E	Chain conveyor 2 m + cross conveyor 2.2 m, for log lengths of 1.0–2.5 m. Max. load 2.6 m³ or 1.5 t / m.	1.0–2.5	2	2.2	0.78/0.78	3	~ 740
F0002260E	Chain conveyor 2 m + cross conveyor 3.2 m, for log lengths of 1.0–2.5 m. Max. load 3.8 m³ or 1.5 t / m.	1.0–2.5	2	3.2	0.78/0.78	3	~ 735
F0002258E	Chain conveyor 2 m + cross conveyor 3.2 m, for log lengths of 1.7–2.5 m. Max. load 3.8 m³ or 1.5 t / m.	1.7–2.5	2	3.2	1.55	2	~ 600
F0002235E	Chain conveyor 2 m + cross conveyor 4.2 m, for log lengths of 1.7–2.5 m. Max. load 5 m³ or 1.5 t / m.	1.7–2.5	2	4.2	1.55	2	~ 695
F0002261E	Chain conveyor 2 m + cross conveyor 4.2 m, for log lengths of 1.0–2.5 m. Max. load 5 m³ or 1.5 t / m.	1.0–2.5	2	4.2	0.78/0.78	3	~ 885
F0002225E	Chain conveyor 3 m + cross conveyor 2.2 m, for log lengths of 1.5–3.5 m. Max. load 2.6 m³ or 1.5 t / m.	1.5–3.5	3	2.2	1.2/1.2	3	~ 790
F0002236E	Chain conveyor 3 m + cross conveyor 3.2 m, for log lengths of 1.5–3.5 m. Max. load 3.8 m³ or 1.5 t / m.	1.5–3.5	3	3.2	1.2/1.2	3	~ 910
F0002262E	Chain conveyor 3 m + cross conveyor 4.2 m, for log lengths of 1.5–3.5 m. Max. load 5 m³ or 1.5 t / m.	1.5–3.5	3	4.2	1.2/1.2	3	~ 1,080
F0002238E	Chain conveyor 4 m + cross conveyor 2.2 m for log lengths from 1.5–5.0 m. Max. load 2.6 m³ or 1.5 t/m.	1.5–5.0	4	2.2	1.2/1.2/1.2	4	~ 1,020
F0002263E	Chain conveyor 4 m + cross conveyor 3.2 m, for log lengths of 1.5–5.0 m. Max. load 3.8 m³ or 1.5 t / m.	1.5–5.0	4	3.2	1.2/1.2/1.2	4	~ 1,150
F0002264E	Chain conveyor 4 m + cross conveyor 4.2 m, for log lengths of 1.5–5.0 m. Max. load 5 m³ or 6 t / m.	1.5–5.0	4	4.2	1.2/1.2/1.2	4	~ 1,350
B (SO1144)	Installation of the cross conveyor on the operator's side						~ 1

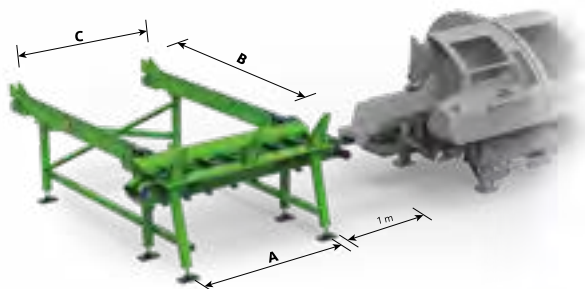
Mobile conveying system

Depending on log length, you can choose various versions. The hydraulic drive is provided by the SpaltFix firewood processor.


! Special

Article no.	Name	log length m	A m	Weight kg
F0002227EDH	Mobile chain conveyor 2 m with master lifting device and three-point hitch, for log lengths of 2–2.5 m.	2–2.5	2	~ 380
F0004208	Mobile chain conveyor 2 m with cross conveyor 2.2 m and chassis with ball hitch on the SpaltFix, for log lengths of 2–2.5 m. Transport on public roads not permitted, only for deployment on private premises (e.g. lumberyards).	2–2.5	3	~ 1,010

Log feeding conveyor system

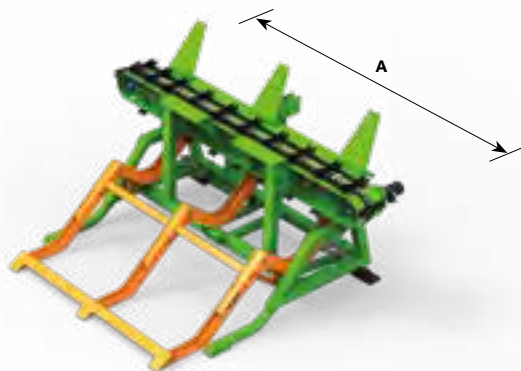


Log conveying system




Log conveying system with installation of cross conveyor on the operator's side (option B)

Mobile conveying system



Longitudinal chain conveyor
with log lifter
(Article No. F0002227EDH)



Chain longitudinal conveyor
with cross conveyor and chassis
(Article No. F0004208)



Truly efficient billet handling

With POSCH solutions, you can expand your production and improve your firewood quality.

Transporting, cleaning, packing up and loading have never been so easy. The individual work steps constitute a seamless work flow. The great hourly output and the great input power make sure that even large facilities never stand idle any more, and you profit from improved billet quality and increased profitability hour after hour.



Conveyor belts
The transport solution
see page 134



Bundling device
The classic lumber yard equipment
see page 137



PackFix Hydro
The bagging machine
see page 140



All details on our LogFix series:
www.posch.com/en/logfix



LogCleaner
The cleaning screen
see page 144



LogFix series
The cleaning pro
see page 145



LogPack
The packaging table
see page 146



POSCH solutions for
improved billet handling
[www.posch.com/en/
billethandling](http://www.posch.com/en/billethandling)

Loading and packing up firewood

More efficiency for wood processing



Right drying of firewood

Good ventilation is crucial for profitable and efficient firewood production. Sufficient space in between prevents timber-decomposing fungi from spreading.

The sophisticated billet handling solutions from POSCH make the handling of short and metre-long billets easier. This makes conveying, cleaning, loading and packing up considerably easier.

A high product quality and a high hourly output are the defined goal of the development of POSCH equipment for improved billet handling. Mobile elbow conveyor belts or similar helpful solutions are already integrated in many of our semi- or fully automatic saws and split cutters. All others are pre-equipped for the respective retrofitting options. In that way, further conveyor belts, interim storage solutions or bagging systems can be connected with each other seamlessly. You can put

Neat billets of great quality fetch a better price on the market and make firewood processing more profitable.

together all units flexibly according to your personal requirements, the equipment always does a good job, and on request, it can also be used outside the farm grounds due to the high degree of flexibility and transportability. Together with the automatic saws and naturally particularly with the split cutters of the SpaltFix series, this results in maximum efficiency. Less manual labour and fewer operators considerably increase the profit generated with timber processing.

Get more work done

Easier transportation of firewood

The powerful POSCH conveyor belts that are available in different lengths help you to transport billets faster to their destination.

Conveyor belts 4/5 m

Ideally suited for loading finished firewood from tilting saws and short-log splitters. The pneumatic tyre wheels and the standard trailer drawbar ensure that these conveyor belts can be used everywhere. The inclination of a conveyor belt can be adjusted easily and quickly according to your requirements by means of a manual winch.

Conveyor belts with more power and a length of up to 8 m

The specialists for a higher speed and a higher hourly output pass the billets on to the LogFix cleaning unit, the LogFill interim storage or the PackFix system. With their wide configuration and the conveyor belt length of up to 8 m, these conveyors bridge any distance. Naturally ideal for loading finished billets from the SpaltFix firewood lines. Every conveyor belt can be adjusted precisely to its purpose, all of them have a swivel design and are height-adjustable. The belt inclination can be mechanically adjusted in steps, or on request also hydraulically without steps. With the large pneumatic tyre wheels, every conveyor belt is easy to move and can so be adjusted more easily to all kinds of situations.



The 4/5 m conveyor belt achieves an ejection height of up to 3.3 m with a conveyor belt speed of 50 cm/s.

The 6/8 m conveyor belt achieves an ejection height of up to 5 m with a conveyor belt speed of 70 cm/s (symbolic image).



Conveyor belts Overview

Select the right conveyor belt.

	4/5 m FBX ^①	4/5 m FSX	6/8 m FSX
Length m	4 / 5	4 / 5	6 / 8
Ejection heights per length from / to	1.0 – 2.7 m / 1.1 – 3.3 m	1.46 – 3.0 m / 1.73 – 3.7 m	2.45 – 3.70 m / 3.20 – 4.80 m
Belt width cm	30	55	55
Belt structure	Individual elements	Individual elements	Single-part rubber belt
Pneumatic rubber wheels ø cm	40	40	40
can be combined with	Tilting saws, short-log splitter and other POSCH devices (except split cutter)	Split cutter	Split cutter
Conveyor belt speed cm/s	50	70	70
Drawbar	✓		○

① Conveyor belt inclination between 10° and 40° adjustable with manual rope winch

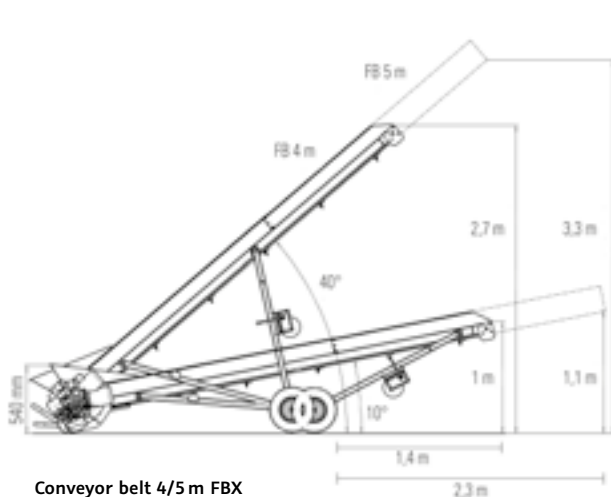
○ optionally available

✓ standard

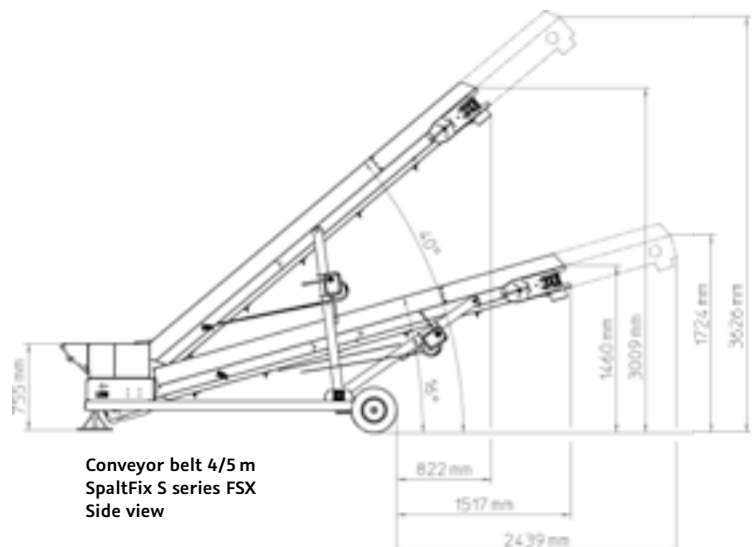
Conveyor belts 4/5 m FBX

Conveyor belt width 30 cm. For loading finished firewood from tilting saws, short timber splitters and other POSCH devices. Not suitable for SpaltFix models, split cutters and wood chips.

Article no.	Type	Drive	Max. ejection height m	Weight kg
M8150	4 m E0,75-400	0.75 kW e-motor 400V, S6, CEE 16A	2,7	~ 232
M8152	4 m E0,75-230	0.75 kW e-motor 230V, S6	2,7	~ 224
M8100	4 m PS	Tractor hydraulics, size 3 hydraulic sleeve, capacity 16 l/min-max. 130 bar	2,7	~ 262
M8155	5 m E0,75-400	0.75 kW-e-motor 400V, S6, CEE 16A	3,3	~ 252
M8157	5 m E0,75-230	0.75 kW-e-motor 230V, S6	3,3	~ 254
M8105	5 m PS	Tractor hydraulics, size 3 hydraulic sleeve, capacity 16 l/min-max. 130 bar	3,3	~ 250



Conveyor belt 4/5 m FBX
Side view



Conveyor belt 4/5 m
SpaltFix S series FSX
Side view

Conveyor belts 4/5 m and 6/8 m FSX for SpaltFix

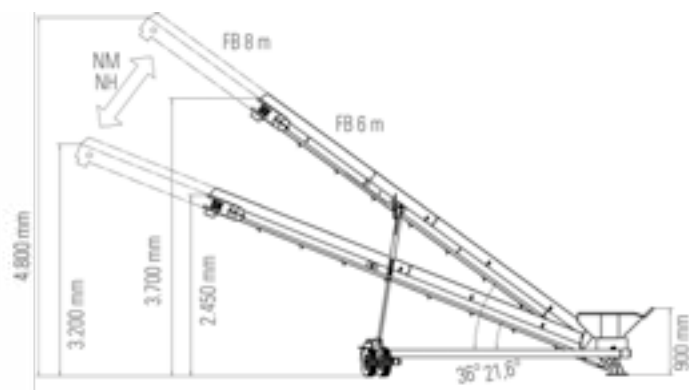
Conveyor belt width 55 cm and conveyor belt speed 70 cm/s for the fast loading of finished firewood with the powerful SpaltFix models.

! Special

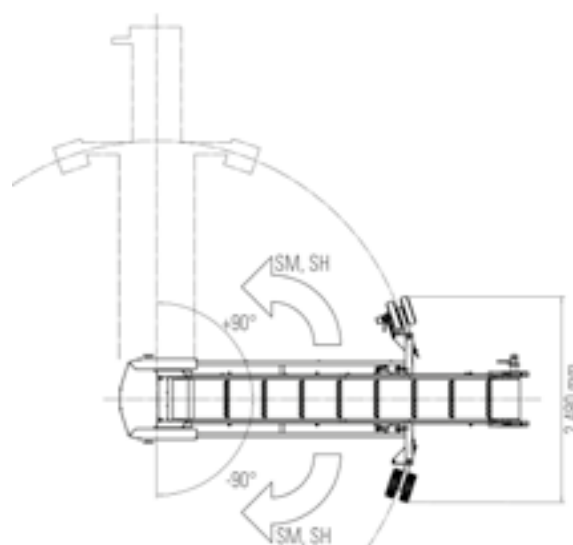
Article no.	Type	Antrieb	Max. ejection height m	Weight kg	Conveyor belt inclination and tilt mechanical	Conveyor belt inclination and tilt hydraulic
M8192	4 m/E4-400 man. 3x 400V, 50Hz	4 kW E-Motor 400V, S6, CEE 16A, conveyor belt tilt adjustable via cable winch, manually swivelling	1,4 – 2,9	~ 590	✓	
M8197	5 m/E4-400 man. 3x 400V, 50Hz	4 kW e-motor 400V, S6, CEE 16A, conveyor belt inclination and tilt mechanical	1,6 – 3,5	~ 640	✓	
M8134S	6 m/E4-400 man. 3x 400V, 50Hz	4 kW E-Motor 400V, S6, CEE 16A, conveyor belt tilt adjustable via customer's lifting equipment, manually swivelling	2,5 – 3,9	~ 810	✓	
M8166S	6 m/E5,5-400 hydr. 3x 400V, 50Hz	5.5 kW e-motor 400V, S6, CEE 16A, conveyor belt inclination and tilt hydraulic	2,5 – 3,9	~ 980		✓
M8143S	8 m/E4-400 man. 3x 400V, 50Hz	4 kW e-motor 400V, S6, CEE 16A, conveyor belt inclination and tilt mechanical	3,0 – 5,0	~ 1,015	✓	
M8176S	8 m/E5,5-400 hydr. 3x 400V, 50Hz	5.5 kW e-motor 400V, S6, CEE 16A, conveyor belt inclination and tilt hydraulic	3,0 – 5,0	~ 1,152		✓

Accessory equipment conveyor belt 6/8m FSX for SpaltFix

Article no.	Name
F0002427	Support wheels left and right for transportation, only available on swivelling version
F0003578	Drawbar, only possible with tilting mechanism



Conveyor belt 6/8 m FSX
Side view



Conveyor belt 6/8 m FSX
Layout

The classic wood storage solution

The ideal addition for all wood splitters

Handy bundling devices get short and metre-long billets immediately ready for storage and transportation and make handling easy.

Bundling device for half-metre and metre-long billets

Makes billet handling particularly easy. After loading, the four standard belt guides bundle the billets into one or two bundles. The bundle of billets is safely tied up by means of the tensioning device. The tractor hydraulics lower the device, and after the locking lever has been released, the bundles can easily roll out. With a billet length of 1 m, each individual bundle has a volume of about one cubic metre.

Pressed-yarn cord bundling device

This solution makes billet handling particularly convenient and price-efficient. It reduces the price of the packaging of metre-long billets to less than one Euro. Pressed-yarn cord is easy to handle and environmentally friendly, a manual rope winch makes for convenient tensioning and compressing, thus no other tools are necessary. An insulating wooden stop panel for noise reduction during operation is included as standard.



The bundling device as ideal addition to all wood splitters: Bundles half-metre and metre-long logs with composite band (Figure shows article no. M7200, F0003532 and F0002557).

Pressed-yarn cord bundling device is easy to handle and to dispose of.



Bundling device with composite band

The ideal accessory for all splitters: Bundles half-metre and metre-long logs with composite band.

Article no.	Name	Weight kg
M7200	Bundling device with three-point linkage cat. I + II, suitable for composite ribbon. Metal stop plate for the even and precise feeding of logs into the bundling device.	~ 214

Accessory equipment bundling system – composite band

Holds logs together safely.

Article no.	Name	
F0003531	Composite complete set comprising: • Tensioning device • Band dispenser, mobile • Composite strap 1.9 cm width, 2 reels of 500 m length • 1,000 closing buckles, galvanised	
F0003532	Composite set without band dispenser, comprising: • Tensioning device • Composite strap 1.9 cm width, 2 reels of 500 m length • 1,000 closing buckles, galvanised	
F0002557	Bundling device set, matches Item no. F0003532	
Z9700051	Tensioning device	
Z9700056	Band dispenser, mobile	
Z9700064	Composite strap 1.9 cm width, 2 reels of 500 m length. Plasticised textile strap, especially for sharp-edged products and use at low temperatures, high UV resistance, high tear strength	
Z9700080	Closing buckles, galvanised (1,000 pcs./pack), suitable for composite strap (Z9700064)	
F0001829	Insulating wooden stop panel (noise-reducing)	

Pressed-yarn cord bundling device

Pre-tensioning and bundling with pressed yarn and without tools.

Article no.	Name	Weight kg
M7205	Bundling device with three-point linkage cat. I + II, suitable for pressed-yarn cord, incl. 2,000 m of pressed-yarn cord. Wooden stop plate for the even and precise feeding of logs into the bundling device	~ 220

Accessory equipment pressed-yarn cord bundling device

For metre-long logs with pressed-yarn

Article no.	Name	
F0003171	2 reels of pressed-yarn cord approx. 1,040 to 1,050 m/reel (approx. 90 bundles)	



POSCH solutions for
improved billet handling
[www.posch.com/en/
billethandling](http://www.posch.com/en/billethandling)

Stationary or mobile: The PackFix

Drying, storing and delivering firewood in the perfect bagging



Satisfy demand more quickly

Due to natural decomposition processes, even billets that are stored properly lose up to 3 % of their fuel value per year and should be used up soon accordingly.

The PackFix system is a fast and efficient solution for packing up billets and ensures fast drying of the billets produced.

For billets of a length of up to 50 cm, the PackFix offers the ideal packing solution. The drum is filled with billets by means of a conveyor belt and it holds a cubic metre of billets. Then the hydraulic swivel arm lifts up the drum, while the billets are wrapped up by the rotary arm. When all billets are wrapped up with the mesh, it is simply cut off and knotted together. This creates sturdy packs that can also be stacked one on

top of the other for space-saving storage. The PackFix is available in a stationary and mobile design. On the stationary PackFix, the unit can be adjusted to the underground by means of the height-adjustable base frame. The hydraulic tilting table doubles the working speed, and filling and packing up can be carried out at the same time.

Packing up billets at maximum speed

User-friendly and safe

With the PackFix, the billets are collected in the drum and wrapped up in an air-permeable mesh for optimum drying. In the first step, the mesh is fixed to the pallet and then the filling drum with a diameter of 120 cm and a height of 145 cm is ready for filling. The swivel arm is lifted, lowered and rotated hydraulically and can easily be controlled by means of the control unit.



The PackFix drum is filled with a cubic metre of billets by means of a conveyor belt.



The rotary arm securely wraps the round bale mesh around the filling drum and the billets.



The drum itself does not rotate and is pulled upwards hydraulically.



As soon as the filling drum has been pulled up all the way, the mesh is severed and the pack of billets is carted away.



As filling and packing up are done at the same time, the tilting table saves you a lot of time.

PackFix Hydro

Drying, storing and delivering of firewood in the perfect packaging

- For billets with a length of up to 50 cm
- Available in 2 versions:
Stationary / Mobile
- Filling drum volume:
1.63 m³ = 1.6 loose cubic metres =
1.0 cubic metres of timber
- Filling drum: 120 cm, height 145 cm
with quick-change system



PackFix Hydro Stationary

PackFix Hydro Mobile



PackFix Hydro Stationary

Only unit can be transported.

Height-adjustable subframe as standard. Flat area required.

! Special

Article no.	Type	Drive	Weight kg	
M7355S	E3-400 ^① 3x 400V, 50Hz	3 kW e-motor 400 V, S6, CEE 16A, stationary model without three-point linkage	~ 634	
M7357S	E3-230 ^① 230V, 50Hz	3 kW e-motor 230 V, S6, stationary model without three-point linkage	~ 628	
M7350S	PS ^②	Tractor hydraulics, max. pump delivery rate 10 l/min, max. 150 bar, size 3 hydraulic plug, stationary model without three-point linkage	~ 590	
M7351	PZ ^②	Attachable PTO pump max. 430 rpm	~ 625	
M7360S	B3,1	3.1 kW petrol engine, consumption: 0.5–0.7 l/h, tank capacity: 1 l, stationary model without three-point linkage	~ 640	

Special equipment PackFix Hydro Stationary

Valid for initial equipment, incl. assembly.

! Special

Article no.	Namer	Weight kg	
TH (SO1069)	Tilting table incl. second filling drum with hydraulic drive from control panel, incl. installation (instead of standard base frame only for stationary operation)	~ 540	
X (SO1070)	Surcharge for 30 cm higher drum with volume of 2 loose m ³ (machine height + 60 cm) for PackFix Hydro	~ 60	
GH (SO1068)	Floor frame for charging with pallet truck instead of standard base frame. Level ground required for PackFix Hydro Stationary	~ 30	

① E-drive: with motor circuit breaker and phase inverter ② Tractor drive, three-point linkage cat. I + II

PackFix Hydro Mobile

Can only be operated via three-point, unit and log bundles can be transported together, tractor necessary for operation. Pallet fork as standard.

! Special

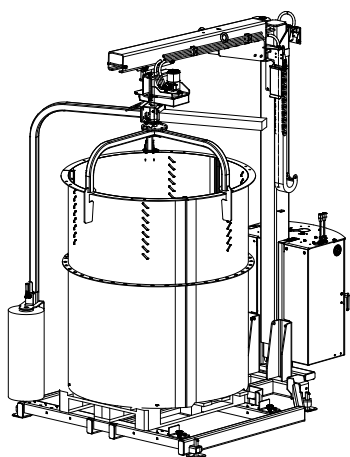
Article no.	Type	Article no.	Weight kg
M7340M²	PS	Tractor hydraulics, max. pump delivery rate 10 l/min, max. 150 bar, size 3 hydraulic plug, with three-point linkage and pallet fork	~ 680
M7341M²	PZ	Attachable PTO pump max. 430 rpm, with three-point linkage and pallet fork	~ 538

Special equipment PackFix Hydro Mobile

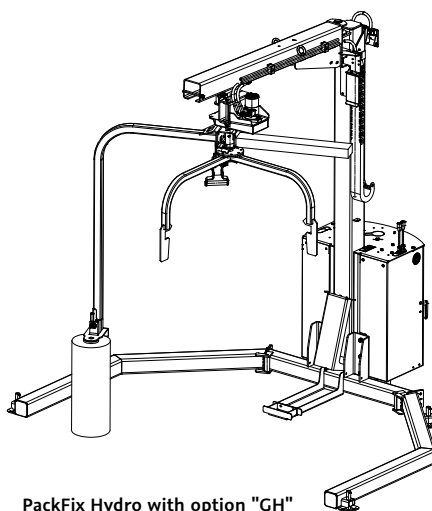
Valid for initial equipment, incl. assembly.

! Special

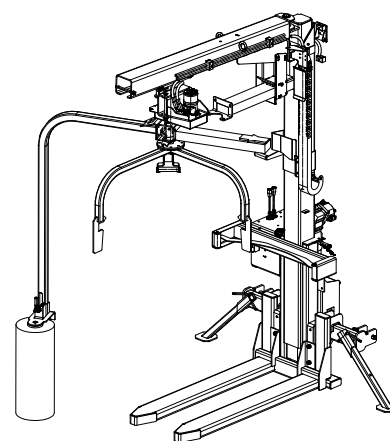
Article no.	Name	Weight kg
GH (SO1159)	Floor frame for charging with pallet truck instead of standard base frame. Level ground required	~40
UR (SO1071)	Adjustable base frame instead of standard pallet fork. Level ground required	~ 0



PackFix Hydro Stationary



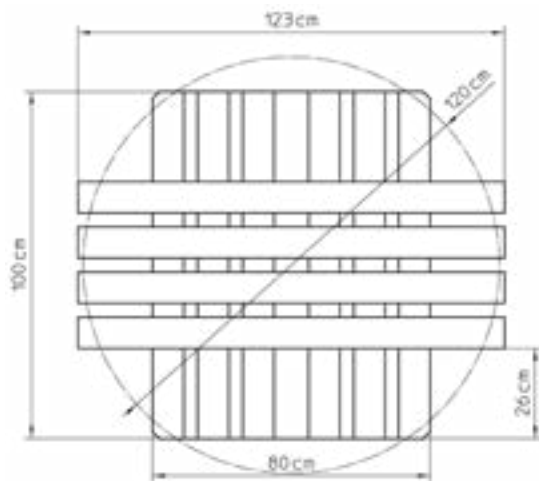
PackFix Hydro with option "GH"



PackFix Hydro Mobile

Accessory equipment for PackFix Hydro

Article no.	Name
F0002880	Floor frame for charging with pallet truck (= standard article "GH")
F0002579	Additional filling drum for PackFix with quick-change system 1.6 loose m³
F0002659	Additional filling drum for PackFix with quick-change system 2 loose m³, higher than standard drum by 30 cm (can only be used with option X)
Z9900500	Round bale net 0.6 m x 1,800 m (for 55 to 60 units) 1 round bale net is supplied with the machine as standard
Z9900501	Round bale net 0.6 m x 1,800 m, 1 pallet = 64 reels



Pallet variants

→ Ideal solution:

Pallet is wrapped as well. Single-use pallet 100 × 80 cm + 4 boards of 123 cm length (see drawing on the left)

→ Other solutions without wrapping of the pallet:

- Euro pallet 120 × 80 cm + 4 boards of 123 cm length
- Single-use pallet 123 × 123 cm (no additional boards required)

Interim storage and cleaning

Individual solutions for precise and clean billet handling

Various upgrades and modules assure that your billets are optimally prepared and cleaned for smooth processing.

LogCleaner – Our entry-level model

Would you like to clean your firewood easily and without the need for a drive system? The compact LogCleaner is our entry-level model cleaning screen and can be used in combination with circular saws, firewood processors and SpaltFix models as well as log conveyor belts.

Its base frame is height adjustable and transfer as well as feeding height can also be adjusted.

The wood to be cleaned runs across vibration-damped screening bars that remove chips, bark and splinters from every log.



LogFix separates billets from splinters

The interposed LogFix unit produces neat firewood and so firewood of higher quality in no time. Rotating rollers remove undesirable parts such as wood chips, bark and wood splinters from every billet. The LogFix is available in three sizes 15, 30 and 60 – suitable for any volume of wood.

Through the funnel under the screen, the scrap wood is passed on into a suitable container or to an optional conveyor belt. The radio remote control functionality is used to switch the LogFix on and off with ease.



LogFix 30 (formerly LogFix L): Waste wood is transported to a suitable container or an optional conveyor belt. Design with radio remote control (RC), hydr. swivelling conveyor belt (SF3 & H), filling funnel (T) and chassis (F0004723).



LogFix 60 (formerly LogFix XL): The powerful log screen for large volumes of timber.

Rely on the best principle for each step

For clean firewood

- To refine firewood
- Perfect processing – all the way to residual wood
- Cleaning performance of up to 60 m³ / h
- Available in various sizes and with various drive systems



LogCleaner

LogCleaner

The compact and drive-independent billet screen.

LogCleaner

Can be combined with	firewood processors, SpaltFix models and log conveyor belts
Cleaning performance in m³/h	25
Screen width	3 cm
Screen surface	96 x 66 cm, tilt adjustable by 5°
Cleaning principle	10 vibration damped log screening bars with a Ø of 2 cm remove chips, bark and splinters
Filling height	1.8 – 2.4 m
Transfer height	Variable between 2.3 and 3.0 m
Filling height	1.8 – 2.4 m
Base frame	adjustable height



Perfect processing – all the way to residual wood.

The cleaned logs are either transferred to another conveyor belt or directly loaded into a trailer. Unwanted parts such as chips, bark and wood splinters fall directly into the BigBag – perfect to be used as e.g. kindling

LogCleaner

! Special

Article no.	Drive	Weight kg
F0004558	LogCleaner with 3 cm screen width, transfer to 4 or 5 m conveyor belts	~ 200

Accessories

Article no.	Name	Weight kg
Z6200110	BigBag 90 x 90 x 90 cm	~ 1



The LogFix family is your perfect log cleaning solution

More possibilities in three sizes



Interested in a LogFix?
Get in touch with your POSCH
representative:
[www.posch.com/en/
distributor-search](http://www.posch.com/en/distributor-search)



LogFix 15 (S & L),
can be combined with
SmartCut, AutoCut, firewood
processors, SpaltFix models and
log conveyor belts.
Performance of up to
15 m³ / h.



LogFix 30, can be combined with firewood processors or
SpaltFix models. Shovel feed possible with optional funnel.
Performance of up to 30 m³ / h.



LogFix 60 (XL), can be combined
with firewood processors or
SpaltFix models. Shovel feed
possible with optional funnel.
Performance of up to 60 m³ / h.



POSCH solutions for
improved billet handling
www.posch.com/en/billet-handling

Rotating, compact and extendible: That's LogPack

Pack billets safely and quickly

Our new LogPack is an all-round success! Its new, rotating table allows you to pack firewood in seconds – and it allows for up to 3 stations.

Looking for a simple solution to pack your firewood? Look no further than the LogPack by POSCH! It allows up to 3 operators to work around the rotating table, packing billets into mesh bags or cardboard boxes in seconds. The focus is on ease of use: Compared to other solutions, ours prevents crushing injuries and what's best – the working height can be adjusted to the operator's needs.

You can combine LogPack with a conveyor belt (e.g. firewood processors / SpaltFix systems or saws with conveyor belt), but also cleaning screens (e.g. LogFix 30). From the conveyor belt, the billets fall directly onto the suspended, round surface of the packaging table. The latter dampens noise and the billets' impact.

SAFE PACKAGING, INDIVIDUALLY EXTENDIBLE

Up to 3 operators can work on the LogPack and directly pack the produced billets. Their hands are outside of the danger area, avoiding crushing injuries.



STOP & GO ROTATING TABLE

The table rotates at a speed of 4 rpm. Thanks to its friction clutch, it can be stopped at any time by lightly touching it with one's hand or body.



COMPACT & MOBILE

Thanks to its compact dimensions, LogPack barely needs any space during work or storage. For this purpose, the modules can be neatly folded up. LogPack can be moved via its standard transport casters.



ERGONOMICAL & FLEXIBLE MODULE

Accessories allow you to quickly and easily pack billets into mesh bags or cardboard boxes. The modules are adjustable in working height and position, making your job easier on your back and less tiresome.



LogPack NEW



Using the LogPack, up to 3 operators can pack firewood and kindling

- **For billets** of a length of up to 50 cm
- **Revolutions** 4 / min.
- **Packaging table** height adjustable (+25 cm / -10 cm), Ø 150 cm
- **Friction clutch** stops rotation as needed
- **Transport casters** Ø 20 cm (steerable and lockable)
- **For up to 3 operators** / for up to 3 packaging stations
- **Accessories** for cardboard box and mesh packaging



LogPack

LogPack

Packaging table for billets.

! Special

Article no.	Type	Drive	Power m³/h/ operator	Table rotations / min.	Weight kg	
M8010	E0.18 ^❶	0.18-kW E-motor 400 V, S1, CEE 16 A	max. 1.5 – 10 (approx. 60 – 70 bags)	4	~ 270	

Accessories

Article no.	Name	Weight kg
F0004822	Packaging module (1 station) for mesh bags, for billet lengths of up to 25 cm	~ 45
F0004885	Packaging module (1 station) for mesh bags, for billet lengths of up to 33 cm	~ 46
F0004823	Packaging module (1 station) for cardboard boxes, for billet lengths 15 – 50 cm	~ 21
Z9900554	Mesh bags with drawstring for up to 25 kg (50 x 80 cm), packing unit: 100 units (loose packing only)	~ 3

Mesh bag packaging module



Item no. F0004822

Cardboard box packaging module



Item no. F0004823

Good to know

Our packaging modules are mounted in minutes, rotate 90 degrees and can be adjusted in height and shelf position by the operator.

❶ E-drive: with motor circuit breaker and phase inverter

**Perfect in
combination**
with a conveyor belt
or LogFix 30
(cleaning screen)





 **PÖSCH**
LEIBNITZ

Chopping with real ease

A POSCH chopper easily shreds all pieces of scrap wood.

The sturdy, high-quality machines quickly turn any kind of scrap wood into small pieces. Shrubbery, tree cuttings and scrap wood from your farm or garden quickly disappear in the large funnels and are quickly turned into useful material for composting or mulching.



ProfiHäcksler

For compost preparation

see page 160



HackBlitz

For shredding timber

see page 161

Chopping and shredding

The professional solutions for shredding

→ Timber diameter up to 5 or 10 cm

→ Mallet or chopping disk

→ Large funnel opening



ProfiHäcksler

ProfiHäcksler

The master of waste shredding and compost preparation.

ProfiHäcksler

Timber diameter max. cm	5
Mode of operation	Mallet drum
Material infeed	Feed chain
Weight min/max. kg	172 / 214
Transportation	Solid rubber wheels ø 30 cm
Result	Chopped-up material for compost
Drive	🚜 Tractor ⚡ E-motor ⛽ petrol

Technical details → from page 154



HackBlitz

HackBlitz

Easily transforms tree cuttings and scrap wood into wood chips.

HackBlitz

Timber diameter max. cm	10
Mode of operation	Chopping disk
Material infeed	Feed roller
Weight min/max. kg	367
Transportation	Three-point linkage
Result	Chopped-up material for mulching
Drive	🚜 Tractor

Technical details → from page 155



Watch the choppers in
action at:
[www.posch.com/en/
chopping](http://www.posch.com/en/chopping)

Shredding for all areas of application

Choose the right mode of operation

Choose the right product depending on whether you want to produce fine wood chips for composting or more coarse wood chips for mulching under hedges or bushes.

The chopper for professionals

It is particularly suited for optimum compost preparation and ensures the fast shredding of scrap wood such as shrubbery, bushes, wreaths, garden and sawmill waste. The spring-loaded feed chain with overload protection automatically and continuously transports the material to the mallet drum. 27 rotating mallets smash it into pieces and so ensure improved defibration and consequently quicker composting. As a standard, the mallets are for two-fold use and therefore last twice as long.

HackBlitz

Easily disposes of tree cuttings and scrap wood even from large farms or municipalities. The funnel and the feed roller evenly transport the material to the chopping disk, and as a result of the special funnel inclination, wood with a diameter of up to 10 cm is processed



The different shredded materials produced by the ProfiHäcksler (left) and the HackBlitz (right) in a direct comparison.

continuously. The special geometry of the chopping disk and the chopping knives affixed to it ensure quick shredding, the easily adjustable counter-blade improves the result even more. The finished wood chips are discharged into the trailer through an ejection pipe that is 2.2 m high, or are distributed on site.

ProfiHäcksler

The master of waste shredding and compost preparation.

- **Timber diameter max.** 5 cm
- **Mode of operation** mallet drum
- **Material feed** feed chain with overload protection
- **Transportation** Solid rubber wheels Ø 30 cm
- **Result** chopped-up material for compost
- **Waste shredding** of bushes, shrubbery, wreaths, garden and sawmill waste



ProfiHäcksler with petrol engine



400 V

ProfiHäcksler

The professional equipment for shredding waste and preparation of compost. There is no guarantee that the chips produced will be suitable for wood chip heating systems.

Article no.	Type	Drive	Weight kg
M3251S	E7, 5-H ^②	7.5 kW e-motor 400V, S6, CEE 16A	~ 172
M3200S	Z-D ^①	Tractor PTO shaft, power consumption 7 kW, max. 700 rpm	~ 204
M3261S	B9,7-H	9.7 kW (B&S) petrol engine, manual start	~ 176

Accessory equipment ProfiHäcksler

Article no.	Name
Z2000638	Walterscheid W-Line universal shaft, max. 500 Nm (overload clutch)
F0002660	Set of mallets with cutting edge (27 pcs.)
Z1201760	Mallet with cutting edge (1 pc.)
F0001482	Hour counter for machines with petrol engine
F0002179	Hour counter for machines with E-drive
F0001806	Hour counter for machines with PTO drive, includes rpm display

- ^① ProfiHäcksler::
Tractor drive: universal joint shaft required, three-point linkage cat. I + II
HackBlitz:
Universal joint shaft required, three-point linkage cat. I + II

- ^② E-drive: with motor circuit breaker and phase inverter

Hackblitz

Easily transforms tree cuttings and scrap wood into wood chips.

- **Timber diameter max.** 10 cm
- **Mode of operation** chopping disk
- **Material feed** feed roller
- **Transportation** three-point linkage
- **Result** chopped-up material for mulching
- **large funnel opening** 16 × 20 cm (w × h)
- **high ejection pipe** 2.2 m (swivel design)
- **Production of wood chips** from tree cuttings and waste wood



Hackblitz

HackBlitz

The sturdy professional equipment for the effortless shredding of tree cuttings and waste wood.

Article no.	Type	Drive	Weight kg
M4605	Z-W-D ^①	Tractor PTO shaft, power consumption 20–35 kW (depending on wood diameter), max. PTO shaft speed 540 rpm, hydraulically driven, top infeed roller (forward and return movement)	~ 367

Accessory equipment HackBlitz

Article no.	Name
Z2000660	Walterscheid W-Line universal joint shaft max. 900 Nm (friction coupling) with overload protection
Z2000646	PTO drive shaft Walterscheid W-Line max. 900Nm (friction and overrunning clutch) with overload protection and to prevent drive damage on tractors with PTO clutch and brake
F0001516	Set of chopping knives (2 pcs.) with 6 bolts

ProfiHäcksler mallet drum



With spring-loaded feed conveyor belt for fast chopping of waste.

Cross-section schematic diagram



The ProfiHäcksler transports timber with a diameter of up to max. 5 cm to the 27 mallets.

Hackblitz with chopping disk



Turns large chunks of wood with a diameter of up to 10 cm into wood chips for mulching.



Debarking with real speed

A POSCH professional debarking machine turns each log into a neat post at top speed.

For minor tasks or complete fences, the professional top-class debarking machines are precisely the right choice. Peeling and pointing in one work step is no trouble at all. The sturdy design and the high peeling disk quality make sure that you are well-equipped for peeling innumerable logs.



Debarking machine
The post-producing machine
see page 160






SchälProfi
The solution for professionals
see page 161

Peeling of posts in no time

Top-class professional debarking machines

- Peeling disk with a diameter of 50 cm
- Peeling capacity up to 9 running metres/ minute
- On request, for posts over 3 metres

 400 V



Debarking machine

Debarking machine

For pointing and peeling posts.

Debarking machine	
Timber diameter max. cm	15
Mode of operation	Manual peeling process
Number of knives per peeling disk	4 pcs.
Peeling disk thickness	10 mm
Weight min/max. kg	112/172
Transportation	Solid rubber wheels ø 25 cm
Drive	 Tractor  E-motor  Combination
Technical details	→ from page 160

 400 V



Schälprofi



NEW!

Now available with log saw attachment

SchälProfi

The professional machine for pointing and peeling.

SchälProfi	
Timber diameter max. cm	 7–24 cm  4–20 cm (smaller screw required)
Mode of operation	Automatic peeling process
Number of knives per peeling disk	4 pcs.
Peeling disk thickness	15 mm
Weight min/max. kg	298/384
Transportation	Solid rubber wheels ø 30 cm
Drive	 Tractor  E-motor  Combination
Technical details	→ from page 161



Watch the SchälProfis
in action at:
[www.posch.com/en/
debarking](http://www.posch.com/en/debarking)

Easily debark and sharpen round timber

Turn each log into a post in no time

The machine is convenient and safe to operate, debarks any round timber and prepares it for the required use.

Debarking machine: Considerable upgrade for scrap wood

Safely and quickly debark your logs by guiding them towards the debarking disk via the tilted support.

SchälProfi: now with log saw attachment

Enables debarking and sharpening in one work step. With the debarking machine for professionals, the log only has to be placed on the feeding device, and the debarking process is started automatically. With the infinitely adjustable feed, you can easily adjust the surface quality and so get your desired result more quickly. With a log diameter of 24 cm, the machine achieves 9 running metres per minute. The gripping device, the built-in ejector fan for discharging the chips produced and the optional guide for logs that are more than 3 metres long make peeling as easy as possible.



NEW: split posts in two easily with our log saw attachment.

Debarking machine

peels and points posts with ease.

- **Timber diameter max.** 15 cm
- **Mode of operation** manual peeling process
- **Number of knives per peeling disk** 4 pcs.
- **Peeling disk thickness** 10 mm
- **Transportation** Solid rubber wheels Ø 25 cm
- **Inclined support and peeling disk protection**



Debarking maching



400 V



Debarking machine

For pointing and peeling posts.

Article no.	Type	Drive	Weight kg
M1371E	E5,5 ^②	5.5 kW e-motor 400V, S6, CEE 16A, two-groove V-belt drive, driveable on two solid rubber wheels Ø 25 cm	~ 134
M1373E	E5,5D ^②	5-5 kW special motor 400V, S6, CEE 16A, debarking disk installed directly on engine shaft, drivable on two solid rubber wheels Ø 25 cm	~ 112
M1372E	Z ^①	Tractor PTO shaft, power consumption 7.5 kW, recommended PTO speed 540 rpm, three-grove V-belt drive	~ 150
M1374E	Z-E5,5 ^{①②}	· Tractor PTO shaft · 5.5 kW e-motor 400V, S6, CEE 16A	~ 172

Accessory equipment Debarking maching

Article no.	Name
Z2000635	Walterscheid W-Line universal shaft
Z1201720	Knife (1 pc.) for peeling disk, tempered and sharpened
F0001434	Complete knife set (1 set = 4 pcs.)
A104	Re-sharpening of one set of knives (4 pcs.)

① Debarking maching:
Tractor drive: universal joint shaft required,
three-point linkage cat. I

② E-drive: Motor circuit breaker, zero-voltage release and
brake mechanism



SchälProfi

The professional machine for pointing and peeling.

- **Timber diameter** 7–24 cm, optional: 4–20 cm (F2007733)
- **Mode of operation** automatic peeling process
- **Number of knives per peeling disk** 4 pcs.
- **Peeling disk thickness** 15 mm
- **Transportation** Solid rubber wheels ø 30 cm
- **average Peeling capacity** 7–9 running metres per minute with a log diameter of 10–15 cm
- **Pivoting stop of the pointing device**
- **Steplessly adjustable feed**
- **Built-in ejector fan** for discharging the chips



SchälProfi
Z with log saw attachment (K)



SchälProfi

Automatically triggers the neat peeling process.

! Special

Article no.	Type	Drive	Weight kg	
M1410E	Z ^③	Tractor PTO shaft, power consumption 15 kW, max. 700 rpm	~ 300	
M1400E	E11 ^④	11 kW e-motor 400V, S6, CEE 32A	~ 298	
M1420E	ZE11 ^{③④}	<ul style="list-style-type: none"> • Tractor PTO shaft • 11 kW e-motor 400V, S6, CEE 32A 	~ 384	

Special equipment SchälProfi

! Special

Article no.	Name	Weight kg	
K (SO1343)	Log saw attachment for SchälProfi, for Z/ZE drive	~ 180	

! Large range of accessory equipment for SchälProfi on page 162.

③ Tractor drive: universal joint shaft required, three-point linkage cat I + II

④ E-drive: with motor circuit breaker, phase inverter, no-volt release and brake device

Watch the SchälProfi in action at:
www.youtube.com/poschpower

NEW when ordering a new machine or as a retrofit kit



Use our log saw attachment to cut logs in half when needed.

PEELING

Accessory equipment SchälProfi

Article no.	Name
F0001584	Support table to cover the auger making sure particularly crooked logs can be turned manually (e.g. acacia)
F0001566	Discharge extension 35 cm
F0001567	Discharge extension 50 cm
F0001360	Three-point linkage for the transportation of machines with E-drive
Z1201700	Spare knife (1 pc.) for debarking disk (4 pcs. required!)
F0001435	Set of knives, complete (1 set = 4 pcs.)
Z2000653	Walterscheid W-Line universal shaft
F0001339	Timber support for easy handling of long logs (over 3 m) with tilting mechanism (for E- and ZE-drive)
F0001574	Timber support for easy handling of long logs (over 3 m) with tilting mechanism (for Z-drive)
A112	Re-sharpening of one set of knives (4 pcs.)
F2007733	Screw Ø 8 x 12 cm, lead 10 mm (gold-silver), for timber Ø smaller than 7 cm
F2007588	Screw Ø 8 x 12 cm, lead 12 mm (gold-silver), as standard
F0001806	Hour counter for machines with PTO drive, includes rpm display
Z1300031	Log saw blade Ø 50 cm, 32 (36) teeth, WIDIA, also suited for firewood cutting
F0004627	Retrofittable log saw attachment, for Z and ZE machines, for machines from model year 2021
F0004652	Retrofittable log saw attachment, for Z and ZE machines, for machines prior to model year 2021

The log saw attachment for our SchälProfi



Perfect to debark, sharpen and cut fence posts – many applications from a single device.

One machine – many possibilities



The SchälProfi itself debarks and sharpens pieces of lumber. Our log saw attachment cuts them in half when needed.

Show us **real power**

Discover new photos & videos on our Instagram account.
Simply everything about firewood processing.

Follow us on:  **poschleibnitz**  **@PoschLeibnitz**

Participate now!

Share your greatest POSCH moments with **#poschleibnitz**
and link your POSCH product to **@poschleibnitz**.
With a bit of luck, your photo might be in the next catalogue.



♥ @m.loth_holzmichel



♥ @abes.bois



♥ @johannfehlberggergbh



♥ @abes.bois



♥ @holzhof_pauls



♥ @mahlerbrennholzdienstleistung

#realpower #poschleibnitz
#firewood #realperformance #poschpower

Your local POSCH partner:

W2004285 – PRODUCT CATALOGUE EXPORT 2022/23 | VALID FROM 01 NOVEMBER 2022

